



LOOKING AHEAD


ALPHAGEO (INDIA) LIMITED
Annual Report **2021-22**





About Alphageo	2
From the Chairman's Desk	4
Care beyond Business	6
Board of Directors	12
Management Discussion & Analysis	14
Corporate Information	26
Directors' Report	27
Report on Corporate Governance	48
Standalone Financial Statements	73
Consolidated Financial Statements	128
Notice	181





The India of tomorrow will be an

'Industrial India.'

That India will need infinite volumes of finite resources (mineral & energy sources) to ensure that its factories work 24x7.

This implies that India will intensify its search for resources below the surface of the Earth.

It should multiply the opportunities for our business space and amplify our relevance to the India of tomorrow.



ALPHAGEO INDIA LIMITED IS ONE OF THE **WORLD'S LARGEST AND LOWEST-COST SEISMIC SERVICE PROVIDERS**

Headquarters in Hyderabad, India, our operations are concentrated in the sedimentary basins of India. We have an experienced and expert crews to implement multiple projects simultaneously. Our equity is listed on the BSE Limited and the National Stock Exchange of India.

Our vision



We envision to emerge as a leading geophysical services player with global operations to deliver time-critical, quality data at competitive prices.

Our mission



Our mission is to emerge as Industry's premier provider of cost-effective seismic services and geophysical solutions. We strive to deliver high-quality services while maintaining a safe, enjoyable and challenging workplace for our employees. We hold in highest regard the environment and communities in which we work. We are committed to provide excellence in all that we do and through this, create value for all our stakeholders.



Our Services	Seismic data acquisition 2D/3D/3C	Seismic data Processing	Gravity Magnetic Surveys	Other Geophysical services for the Mining Sector
---------------------	-----------------------------------	-------------------------	--------------------------	--

<p>Our seismic experience</p>	<p>31 Years of experience in Seismic Data Acquisition</p> <p>17 Sedimentary basins worked in</p> <p>>48,000 LKM Experience in 2D Data</p> <p>>8,000 SQKM Experience in 3D Data</p>
--------------------------------------	--

<p>Our mineral survey experience</p>	<p>3 Years of experience</p>	<p>25,209 Area covered (sq km)</p>
---	---	---

<p>Our Clients</p>				
---------------------------	--	--	--	--



From the Chairman's Desk



“AS INDIA GRADUALLY CONSOLIDATES ITS Foothold AS AN INDUSTRIALISED COUNTRY, THE PARALLEL AMBITION WOULD BE TOWARDS SELF-SUFFICIENCY. EXPLORING NEW RESERVES FOR FUEL AND MINERALS WILL TAKE CENTER STAGE EVENTUALLY. WHEN IT DOES, THE ONUS WOULD BE ON US TO DELIVER.”

Dear Shareholder

Alphageo's journey in FY22 was a case of hard work and dedication. When waves of Delta and subsequent Omicron impacted economic growth, Alphageo singularly focused on fulfilling its commitments. We toiled hard to keep our business promises even in such turbulent times.

In the project for Oil and Natural Gas Corporation Limited, Mumbai, the Company successfully did the acquisition of 2D Seismic Data across 1,194 GLK of Indian Sedimentary Basins in the Himalayan Foreland, Karewa and Spiti-Zaskar. In another project for Oil and Natural Gas Corporation Limited, Mumbai, Alphageo procured 2D Seismic Data across 4,561 GLK of Indian Sedimentary Basins on the Kutch – Rajasthan stretch. The Company did an exemplary job in the project for Oil and Natural Gas Corporation Limited, Jorhat, where we acquired 3D Seismic Data through outsourcing in the Bogapha Syncline Area of A&AA Basin encompassing 70 sq km.



These projects have enhanced our credibility and dependability in our domain as we stood up and delivered despite the prevailing headwinds that had the potential to derail our delivery. This commitment to delivering stands us in good stead putting us ahead of peers in our business space.

Looking ahead

India is already on course to become an industrialised nation reaping the result of a paradigm shift in global business dynamics. The goal as a nation is to be a global supplier.

Coincidentally, this is in perfect sync with buoyant Atmanirbhar Bharat and Make in India modules. Moreover, the subsequent Production-Linked Incentive (PLI) schemes of the government aim to thrive on the opportunity with a thrusting upgrade of the industry infraspaces. The objective is to create global champions in manufacturing and make India a manufacturing hub of the world.

The change has already started. New investment and Capex announcements by the private sector saw a 145% year-on-year rise in FY22. New project announcements in the manufacturing sector have improved significantly to ₹6.2 trillion in FY22, a rise of 93.75%, as against ₹3.2 trillion in FY20.



As India gradually consolidates its foothold as an industrialised country, the parallel ambition would be towards self-sufficiency. Exploring new reserves for fuel and minerals will take center stage eventually. When it does, the onus would be on us to deliver.

As the Company strives toward getting better every day, I take the opportunity to thank the Board for guiding us in framing our long-term strategy. I thank our clients for trusting us with their hopes time and time again. I thank the entire Alphageo team for their unwavering dedication and commitment to propelling the Company to where it is today. I also thank the Government agencies for supporting us in our journey and endeavours.

Stay safe.

Dinesh Alla
Chairman & Managing Director

Corporate Social Responsibility



CARE BEYOND BUSINESS

Businesses cannot thrive without respecting the people around them. This philosophy is seeded deep inside the Alphageo framework. It is our commitment to serve people and improve the lives of the underserved sections of our society. We work towards the transformation of how our communities live, learn and work.

Our social commitments focus predominantly on education, health and livelihood through the direct and indirect investment of time, effort and funds.

Healthcare

Health is central to human happiness and wellbeing. It makes an important contribution to economic progress. Hence, Alphageo has focused on enhancing the health quotient of the rural people in select areas which required this intervention the most.

Extending medical care/support to infants/babies in orphanages

Alphageo provides necessary medical supplies/support to infants in orphanages through ABC "Advocates for babies in crisis", the implementing Agency for the project. ABC works to improve the physical and emotional health of orphaned infants specifically taking care of hospitalisation of infants & their medical treatment. The Company will continue to extend financial assistance in the coming financial years.

- provided medical equipment and machinery essential to meet the enhanced needs and requirements of the Covid-19 crisis while continuing to provide care for women and child
- Provided an infant warmer for the paediatric ward and other related equipment to cater to the needs of mother and infant.

Strengthen the Community Health Centre

Alphageo supported the Community Health Center at Ghatkesar, Medchal, with medical equipment and infrastructure. The Company



The Company financed the upgradation of the ICU ward. It provided an OT lamp led for complex surgeries, multi para monitors for the Operation Theatre, hydraulic OT table, ECG machines (12 channels), anesthesia workstation, vertical H pressure sterilizer, phototherapy unit and other related equipment.

The public hospital catering to nearly around 510 Outpatients per day, 150 deliveries ,150 surgeries per month, and 800 minor procedures with round the clock emergency facility to cater all Medical, Surgical, Trauma, Disaster Services.

The Government of Telangana has designated this Hospital as "Community Health Center", Ghatkesar, Medchal District.

This hospital serves underprivileged and lower income group people from 60 villages and hamlets of the Medchal district and Yadadri- Bhuvanagiri districts of Telangana state.

Supporting the fight against Covid-19

Alphageo supported the nation by generously contributing to the Prime Minister Covid relief fund. The company has made a Covid relief contribution in Jorhat district, Assam. It also contributed through the Save the Children Foundation for Covid-19 relief.

Supporting the fight to live

Alphageo provided financial assistance to Care Units Research & Educational Foundation, 'CURE Foundation' for the treatment of cancer. The Company has decided to continue supporting the CURE Foundation over the coming years.





**LAUNCH OF INNOVATIVE PROJECT ON DISTRIBUTION OF EDUCATIONAL TABLET TO VULNERABLE CHILDREN IN COLLABORATION WITH ALPHA GEO (INDIA) LTD. UNDER CSR FUND IN SEPAHIJALA DISTRICT**



Education

Alphageo believes that education is one of the most important tools to change one's life. To help the underprivileged Indians move towards a better tomorrow, Alphageo works toward creating a learning ecosystem.

Alphageo's CSR footprints in North- East India

Alphageo has supported Sepahijala District, Tripura, in its initiative for establishing public libraries in each of the 169-gram panchayats of the district. The Company committed to extend support to 73 libraries initially. It has supported 32 libraries with plans to upgrade a few more in the current fiscal.

32-gram Panchayats have benefited from this project to date. The basic infrastructure, including Chairs, Tables, and books, was provided to each district for the Upgradation of libraries as necessitated by the district administration.

Providing educational aid

Alphageo provided educational digital tablets to underprivileged children in the Sepahijala district as its participation in the district administration's project titled 'Diya Bati'.

Fifty children were provided tablets by the Alphageo for the project Diya Bati. The company is focused to continue this initiative in the coming financial years



Education of Girl Child

Nanhi Kali Project

Nanhi Kali Project is a joint programme of KC Mahindra Education Trust, Mumbai and Naandhi Foundation for supporting the education of girl children from low-income families. Alphageo sponsors the education of 100 girl children every year through this project. As a start, the Company has committed to extending its support for 4 years starting from FY21. This would avoid the discontinuation of education of the identified girl children.

The intervention of Alphageo in this project has impacted 100+ girls every year from Financial Year 2017-18 and continues the same in coming fiscal years.

Empowerment of Girl Icons

Alphageo is extending support for education, skill training and leadership development of 10 girl icons through the Milaan Foundation. Under this project, each selected girl icon will further form a peer group of 20 adolescents girls in their respective communities and empower them by creating awareness around social issues; comprehensive life-skills-based programmes covering topics such as gender equality, human rights, active citizenship, adolescent health, financial literacy, etc. The duration of the programme for training 10 girl icons is 18 months.

The involvement of Alphageo in this initiative through the Milaan Foundation has benefited the 400+ adolescent girls to date. The company will continue to support this imperative cause.





Rural Development

Alphageo has taken up intervention in the field of rural development in Madharam and Ankushapur villages situated in Ghatkesar Mandal, Medchal district, Telangana. The Company, at the request of local authorities extended the funding and supported the construction of public libraries to support residents of the village. Funds are also provided to cater to the infrastructure needs of libraries.

One library in each of the villages has been constructed with an idea to provide the reading space to the people of village, especially the youth. The basic infrastructure like reading tables, chairs, racks to keep books and 90+ books related to competitive exams and other subjects were provided to cater to the needs of the libraries.

Skill development/ Support Youth with disability

'Give a man a fish, and you feed him for a day. Teach a man to fish, and you feed him for a lifetime.' That's the Alphageo philosophy for skill development. In keeping with this belief, the Company facilitates the skill development of specially-abled youth.

Alphageo has been supporting the work undertaken by Youth 4 Jobs referred to as the "Y4J" foundation since 2017. The Company has funded their project "Grassroots Academy" this fiscal. Y4J primarily focuses on skill development of the specially-abled people to bring them into the mainstream with large corporates. This would make them feel relevant to nation-building and would make them financially self-dependent and enhance their respect in their family and community.





BOARD OF DIRECTORS

MR. DINESH ALLA

Chairman and Managing Director

Mr. Dinesh Alla is a Promoter Director and the Chairman and Managing Director of the Company. He is a postgraduate from BITS, Pilani. He has very rich experience and deep knowledge of the seismic survey industry and has immensely contributed to the growth of the Company with his incisive and broad-based knowledge. Under his able guidance, the Company has successfully executed many seismic survey contracts in various terrains. He is the chief architect in building the Company to be one of the biggest and most preferred vendors by major Oil Companies. He is also the Chairman of the Finance Committee and Corporate Social Responsibility Committee of the Board of Directors and a Member of the Nomination and Remuneration Committee and Stakeholders Relationship Committee of the Board of Directors of the Company.

MRS. SAVITA ALLA


Joint Managing Director

Mrs. Savita Alla is the Joint Managing Director of the Company. She is a postgraduate in Management Studies from BITS, Pilani. She has served in various managerial positions in the corporate sector and has multifaceted experience in quality management systems, customer relationship management and entrepreneurial skills. She is a Member of the Corporate Social Responsibility Committee, Stakeholders Relationship Committee and Finance Committee of the Board of Directors of the Company.

MR. RAJESH ALLA

Director

Mr. Rajesh Alla is a Non-Executive Director on the Board of the Company. He is a post-graduate engineer from Carnegie Mellon University, Pittsburgh, USA - a premier institute for Artificial Intelligence Research. After his graduation, he worked in the Robotics Institute, at Carnegie- Mellon University. He specialised in Image Processing, Computer Vision and Robotics. He is the Chairman of the Stakeholders' Relationship Committee of the Board and a Member of the Audit Committee, and Finance Committee of the Board of Directors of the Company.



MR. RAJU MANDAPALLI

Independent Director

Mr. Raju Mandapalli is an Independent Director on the Board of the Company. He is a graduate in Science in Botany, Geology & Chemistry and Masters in Geology from Andhra University, Waltair. He has an employment record of 37 years in the Geological Survey of India in various positions from Engineer (Geology Division) to Director General, HOD and retired on superannuation. He specialises in the fields of Mineral Investigation, Engineering Geology, Landslide Hazard Projects, etc. He has authored many technical reports, articles in journals and publications, etc. He is the Chairman of the Audit Committee and Nomination and Remuneration Committee of the Board of Directors and a Member of the Stakeholders' Relationship Committee, Corporate Social Responsibility Committee and Finance Committee of the Board of Directors of the Company.

MR. MAHENDRA PRATAP

Independent Director

Mr. Mahendra Pratap is an Independent Director on the Board of the Company. He is a postgraduate in Physics and has done management courses from the Indian Institute of Management, Lucknow and the Indian School of Business, Hyderabad. He has an employment record of 36 years in Oil and Natural Gas Corporation (ONGC) in various positions from Level-1 Employee to the position of Executive Director. He also has around 3 years of experience in the Directorate General of Hydrocarbons (DGH) as Deputy Director General (Exploration) and retired on superannuation. He has wide experience and deep knowledge of all the facets of exploration with an emphasis on seismic technology. He has authored many technical reports, articles and publications on the Hydrocarbon Prospects in various geological areas of India. He is a Member of the Audit Committee and Nomination and Remuneration Committee of the Board of Directors of the Company.

MR. VINAY KUMAR VERMA

Independent Director

Mr. Vinay Kumar Verma is an Independent Director on the Board of the Company. He has done Masters in Business Administration and completed his graduation in Science with a banking qualification and is specialised in the fields of strategic and policy planning, risk management and resource management. He is the former General Manager of Andhra Bank, superannuated in June 2017. He has an employment record of 35 years in Andhra Bank. He is a Member of the Audit Committee and Nomination and Remuneration Committee of the Board of Directors of the Company.



MANAGEMENT DISCUSSION & ANALYSIS

An economic review

The world: Economies across the world, rebounded after being unshackled from the fear and vagaries of the pandemic, despite the Delta variant hitting geographies with an even greater intensity than the initial wave of the pandemic. What worked for the world is that the Delta variant hit economies at different times and in varying intensity. So, while some nations needed to restrict economic activities, majority of the world continued to journey on the path of progress. The negative fall out of this was the persisting challenges in the global supply-chain. As a result, commodity prices, across the board, scaled northward. The world, particularly advanced economies, had to contend with inflationary pressures.

2022 started on a positive note with the world poised to accelerate economic momentum. But global aspirations for improved momentum were thwarted by geo-political hurdles – more particularly the Russia Ukraine crisis that resulted

in debilitating sanctions against Russia. This has intensified global supply-chain challenges and further escalated prices of commodities and energy resources.

According to the International Monetary Fund (IMF), world GDP growth is expected to come down from 6.1% in 2021 to 3.6% in 2022 and 2023 respectively.

India: Resilient India and vaccinated Indians platformed a smart rebound of the domestic economy – the nation's GDP increased by 8.7% in FY22 against a GDP contraction of 6.6% in FY21.

Resurgence happened across all segments of the economy – the most prominent being the industrial sector which registered a double-digit growth followed by the services sector and the agricultural sector.

Most high Frequency economic Indicators reached pre-Covid levels and in some cases scaled higher. India persevered patiently to capitalise on the void created in global trade owing to supply chain disruptions and lockdowns.

India's overall exports, comprising both services and merchandise touched a record high of US\$676.2 billion in financial year 2021-2022, up 28.4% from US\$526.6 billion in FY21.

(On the back of economic recovery, the Centre's gross tax revenue stood at ₹27.07 crore in FY22 a growth of 34% over a mop up of ₹20.27 lakh crore in FY21.

Going forward, The Reserve Bank of India, the International Monetary Fund, Morgan Stanley and other globally reputed institutions estimate India's GDP to grow in excess of 7% in FY23 in keeping with the prevailing challenges. This will position India as the fastest growing major economy in the world.



According to the International Energy Agency, India will account for the largest share of energy demand growth at 25% over the next two decades, as it overtakes the European Union as the world's third-biggest energy consumer by 2030.

Indian Energy Market

India is fast becoming one of the major economies of the world. Its economic progression has resulted in more consumption leading to higher employment, faster urbanisation and hence greater demand for energy. India's energy demand has been doubled since 2000.

One of the major drivers of the world economy, India drives the modern global energy market today. It is the 2nd largest consumer of electricity in the World and its 3rd largest producer. With more than 96% of all Indian households having access to electricity India per capita electricity usage has grown from 914 kWh in 2012-13 to 1,208 kWh in 2019-20.

Abundance of coal has positioned Thermal power as the principal sources of energy – accounting for almost 75% of India's power generation. Oil, on the other hand, is primarily used in transportation – surface, water and air. While natural

gas is used in the primary energy source for some industries, majority of the gas is used to burn household fires and is also being used as clean fuel for shared transportation in some metros and urban cities.

Renewable energy: India has set for itself an ambitious target of installing 175GW of renewable energy by the end of 2022. As of December 31, 2021, it had installed renewable energy capacity cumulating to 151.4 GW (including hydro power) which is about 40% of the total power generation capacity on that date.

In 2021, India occupied the third spot in the renewable energy country attractive index.

Energy in FY22: India added around 15.5 GW capacity of non-hydro renewable energy in FY22 which was double the addition in FY21. Ironically, coal-based energy capacity in FY22 dropped by around 33% compared to the preceding fiscal. According to a Central Electricity Authority, India is expected to enjoy an energy surplus of 6.4% in FY22; in FY23 the energy surplus is expected to be 2.9%.

Beyond the horizon: With India's GDP expected to expand to US\$8.6 trillion by 2040, India's energy consumption is expected to nearly double from current levels (as per the IEA in its India Energy Outlook 2021). India, at the recently held COP26 forum, has expressed its intent to achieve 500 GW of its capacity through non-fossil fuels and 50% of its energy requirement from renewable sources by 2030.



INDIAN OIL MARKET



Consumption: As the economy continued to recover, India saw a rise of 4.3% in fuel demand at 202.71 million tonne, the highest since FY20, as consumption grew above pre-pandemic levels. Petrol consumption rose 10.3% at 30.85 million tonne in 2021-22 whereas diesel sales saw of a growth of 5.4% at 76.7 million tonne. Petrol demand was highest ever but demand in diesel was highest since FY19-20.

Production: Data from the Ministry of petroleum and Natural Gas indicates, crude oil production in India was 29,690.78 thousand metric tonne in FY22, against 30,494.09 thousand metric tonne in FY21.

Imports: India, the third biggest oil consumer and importer spent US\$119.2 billion on oil import in FY21-22, nearly double the amount what they spent last year about US\$62.2 billion. According to PPAC, India imported 212.2 million tonne of crude oil FY22, whereas it was 196.5 million tonne in the previous year. This higher import bill was primarily due to a steady decline in domestic output which impacted India's economic progress.

Strategic reserves: Strategic petroleum reserves (SPR) are kept by the government of a country for emergency purpose. For the time being, India owns three such reserves with a total capacity of 5.33 million tonne. First one is in Vishakhapatnam, second one is in Mangalore and third one is in Padur. This reserve can meet the nation's demand for about 9.5 days. In addition to the SPR, oil marketing companies (OMC) in India hold crude oil reserves of 64.5 days which makes the total reserve in the country of 74 days.

Estimates suggest that India's oil demand would rise to 8.7 million barrels per day (bpd) in 2040 from about 5 million bpd in 2019 – the IEA.

CRUDE OIL

Price per barrel of crude oil (Indian basket)

source: Petroleum Planning & Analysis Cell



	(in INR)
April 22	8,524.85
March 22	6,980.28
February 22	6,210.08
January 22	5,501.11
December 21	6,070.05
November 21	6,103.2
October 21	5,344.20
September 21	5,212.93
August 21	5,474.24
July 21	5,257.64
June 21	4,902.19
May 21	4,699.33
April 21	4,718.64



INDIAN GAS MARKET

Production: In FY22, India produced 34,023.52 MMSCM natural gas against 2,886.23 MMSCM in FY21 – a jump of 18.66% (production growth in FY21 over FY20 was only 7.46%). The rise was primarily owing to gas output from newer KG-D6 oil fields which are jointly operated Reliance and BP Plc.

Reserves: India's proven reserves of natural gas has leapfrogged from 22.87 trillion cubic feet in 2002 to an estimated 48.76 trillion cubic feet in 2021 – growing at an average annual rate of 4.31%.

Aspiration: The Government aspires to make India a gas-based economy. This means that the share of gas in India's energy mix will rise from 6% currently to about 15% by 2030. India's inclination for gas has important reasons 1) natural gas is a clean fuel, and 2) reliance on own production is higher than that of oil. To boost domestic production and consumption, India has created its gas exchange which provides a nationwide automated trading platform and offers delivery-based spot as well as forward contracts.





INDIA'S SEARCH FOR OIL

Hydrocarbon plays an important role in the economic growth and development of the country. While India is surging ahead toward become a leading global economy, its hydrocarbon position is rather unstable as it is largely dependent on global sources for its crude and gas requirement – India imports almost 85% of its oil and 50% of its gas requirement.

To improve the nation's self-dependence, the Government introduces programmes like NELP and OALP to facilitate oil and gas exploration endeavor in India.

NELP, or New Exploration Licensing Policy was formed during 1997-98 to boost the production of oil and natural gas and providing level playing field for both public and private players. It opened up the

exploration and production sector to foreign and private investment entities where 100% FDI was allowed. Under the nine NELP rounds a total of 254 blocks were awarded to Indian, private and foreign companies. FDI in NELP blocks in 2000-01 was US\$23.67 million; in 2010, in the ninth plan, FDI had scaled to US\$184.68 million.

OALP: In order to reduce hydrocarbon import dependency by 2022, Hydrocarbon and Licensing Policy or HELP was announced with the objective of increasing production of oil and gas in the sedimentary basin. OALP or Open Acreage Licensing Policy under HELP was launched in 2017 along with National Data Repository (NDR) to accelerate the E&P (Exploration & Production) activities in India. It allows the investors to choose the block they want to explore by accessing data from NDR and by submitting an Expression of Interest (EoI) followed by an offer after a formal bidding process.

In initial five rounds, the Ministry of Petroleum and Natural Gas offered 105 blocks covering an area of 156,580 sq km which attracted a total investment of US\$2,378 billion in the exploration phase.

Recent activity under OALP: The Ministry announced the sixth round of OALP bids in 2021 which offered 21 blocks with an approximate area of 35,346 sq km. And in the seventh round, bids were received in February 2022, 8 blocks spread over 6 Sedimentary Basins, 5 States covering 15,766 sq. km of area. Out of 8 Blocks, 5 Blocks are Onland type, 2 Blocks are Shallow Water-type and 1 Block is Ultra Deep-Water type.

The OALP has provided some success. In February 2022, Cairn Oil & Gas, a Vedanta group company, stated that it had discovered oil in an exploration well in Rajasthan's Barmer area, given under the Open Acreage Licensing Policy.

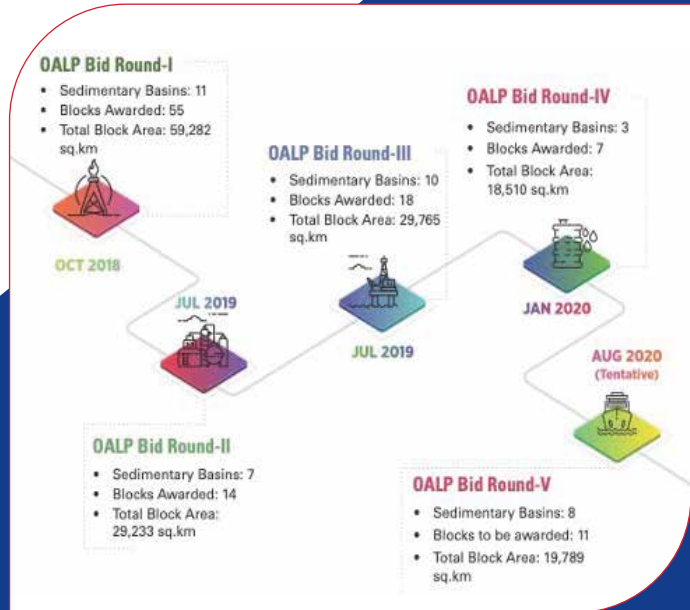
Buoyed by the success Cairn Oil & Gas, plans to invest as much as US\$4 billion over the next three years to more than triple its production, as high prices make investments attractive. The Company plans to drill more wells to explore new oil and gas reserves across its 51 blocks in the country.

Under the spotlight

Union Minister of Petroleum and Natural Gas, and Housing and Urban Affairs stated that India will have 'massive additional' areas for oil exploration and production by 2025. The Government plans to accelerate exploration and production in a very big way – it will double its oil and gas exploration acreage in the northeast part of the country from 30,000 square km to 60,000 sq km.

Estimated reserves: India has an estimated sedimentary area of 3.36 million sq km comprising 26 sedimentary basins, out of which 1.63 million sq km area is in land, shallow offshore up to 400 m with an area of 0.41 million sq km and deep water beyond 400 m having sedimentary area of 1.32 million sq. km area.

India has significant proven oil reserves – the 2nd largest in the Asia-Pacific region – according to the US Energy Information & Administration. But production is done only at 5 places. Energy Statistics 2019 report of Ministry of Statistics & Programme Implementation suggests that Kutch district (Gujarat), Cauvery Basic (Tamil Nadu), Mahanadi basin (Odisha), Hugli basin (West Bengal) and offshore location of Bay of Bengal on eastern Continental Shelf have known to have huge potential but commercial production is yet to be started. If we take the total geographic area in consideration, it is going to be much bigger area than the entire Persian Gulf.





GLOBAL ENERGY- THE TREND



Renewable Energy capacity addition: Renewable Energy especially investments and capacity expansion in PV (photovoltaic) are the buzz across the world. Government policy support and public backing, financial and non-financial subsidies, R&D funding is quite common in most of the developed world and in large markets like India. Renewable energy is about 90% of global capacity addition and PV capacity is expected to reach 162 GW in 2022.

Bigger market share of electric vehicles: Electric vehicles including Battery Electric Vehicles, Plug-in Hybrid Electric Vehicles, Fuel Cell Electric Vehicle) are expected to have a double-digit share of the total global market pie for the first time in history in 2022. Although the projections may vary from 5.8 million units to 7.8 million units. Production costs of EVs are expected to increase, but Europe for example is coming up with their interesting-credit policy whereas China is going to reduce the subsidy on the same.

Fossil fuel companies invest in carbon technology: In a major trend change, some of the largest global oil majors have invested in a company that claims to remove carbon from the atmosphere. Other big fossil fuel companies are increasingly interested in carbon capture, utilisation, storage and low carbon hydrogen technology.

Investing in carbon-reduction initiatives is an effort by the fossil-fuel companies to stay profitable as well relevant in the coming years.

Russia Ukraine Crisis - The defining event of 2022

In 2022, global economy was recovering from the pandemic-induced recession at a healthy clip. Just then the world was shaken by the Russia-Ukraine crisis – not just on account of the humanitarian crisis which is colossal but more importantly owing to the upheaval this crisis will cause in the world energy market.

Significance of Russia to world oil & gas market: Russia is one of the top three crude oil producers in the world and the second largest producer of natural gas. It is also the world's largest gas exporter. Moreover, Russian gas meets almost one third of EU-27's demand while 20% of Europe's oil comes from Russia. As such, the oil and gas sector constitute 40% of Russia's overall revenue and half of total exports.

The aftermath of the war: The western world including Europe, have imposed very strict and debilitating sanctions on Russia with the objective of halting hostilities. The sanctions have also imposed restrictions on oil & gas supplies from Russia to other

nations that depended on Russian energy sources. This has pushed the global oil & gas market into a turmoil and spiked oil & gas prices globally.

Looking ahead: The European Commission is planning to curb imports of Russian gas by around 2/3rd by the end of the year. Moreover, uncertainty over further sanctions and higher freight rates at Russian ports are forcing buyers to look elsewhere. If the crisis continues for longer, it will send the global energy market in a tizzy, because severe gas and power shortage could impact the global and European energy market negatively and trigger a financial crisis in Russia.

On the positive side though, a sustained period of high energy prices can result in investment in energy efficiency which was somewhat ignored because of researches on renewables. Also, because coal-plants are opening up the prices of carbon credits will go up and can force emission reductions.

A new trend: Global leaders have been talking about decarbonisation for quite sometimes now, so global oil and gas majors may not ramp up production just yet. It could hasten the process of moving away Europe from fossil fuel.



INDIA'S SEARCH FOR MINERALS

Strategic minerals are necessary for socio-economic development of the nation. They are important for agricultural and manufacturing supply chains and extremely relevant for many key industries such as telecom, defense and renewable energy, etc.

Material composition of these minerals are usually complex, they are scarce in nature and India is dependent on US import for these. Ten minerals such as Sulphur, Lead, Nickel, Petroleum, Mercury, Zinc, Platinum, Graphite, Tin and Ferrotungsten are identified as strategic minerals by the Indian policy makers.

The Rare Earth Materials / Minerals although a distinct category, are also considered strategic minerals because of their usage in defense industry.

In 1993, the first ever National Mineral Policy was announced to liberalise the mining sector, to encourage private investment and introduction of state-of-the-art technology in exploration and mining. This policy was replaced by a new policy in 2008. In 2018, the policy was changed to adapt to the new requirements of the industry. Dubbed 'Critical Non-Fuel Mineral Resources for India's Manufacturing Sector: A Vision for 2030' a new framework to identify 12 critical minerals that could have an impact on India's manufacturing sector has been published.

The role of private sector in the mining industry is going to increase in coming years, there is need to focus identify relevant areas for technology intervention for improving resource identification and extraction.





ABOUT THE COMPANY



Based out of Hyderabad, India Alphageo is engaged in seismic survey – it essentially means, identifying areas in India, under its surface, that store a wealth of value (oil & gas reserves and mineral deposits) for India and Indians.

The Company is India's largest private sector onland integrated seismic services player that has successfully completed more than 100 projects in its more than three decade year journey, working in India's most challenging terrains.

The Company's services include 2D and 3D geophysical and related services (geophysical data acquisition, processing and interpretation) for the oil ,gas and mineral sector.

Operational performance

Operations in FY22 were impacted owing to multiple waves of the pandemic. The Company completed the following assignments during the period under review:

Project for Oil and Natural Gas Corporation Limited, Mumbai

Acquisition of 2D Seismic Data in un-appraised on land areas (1,194 LKM) of Indian Sedimentary Basins of India for Sector 11 (Himalayan Foreland, Karewa and Spiti-Zanskar).

Project for Oil and Natural Gas Corporation Limited, Mumbai

Acquisition of 2D Seismic Data in un-appraised on land areas (4,561 LKM) of Indian Sedimentary Basins of India for Sector 2 (Kutch – Rajasthan).

Project for Oil and Natural Gas Corporation Limited, Jorhat

Acquisition of 3D Seismic Data through outsourcing in Bogapha Syncline Area of A&AA Basin (70 sq. km.)

Owing to the second wave of the pandemic, the related lockdowns and significant anxiety, business opportunities dwindled. Hence, the Company did not win any new orders during the year under review. Based on past experiences, the company is confident of securing new business over the coming years.



Financial performance

The Company bettered its performance despite the challenges that prevailed during the year under review. Its focus on delivering the projects in hand resulted in an improved set of numbers.

Revenue from Operations increased by 8.23% from ₹14,310 lakhs in FY21 to ₹15,488 lakhs in FY22. Geophysical survey and related expenses increased by 5.64% as project worked intensified. Also, employee expenses increased by 38.47% over the previous year owing to increments

Despite an increase in expenses, EBITDA increased from ₹1519 lakhs in FY21 to ₹3341 lakhs in FY22 – a

growth of 119.94%. Also, the Profit after Tax grew by 78.73% from ₹743 lakhs in FY21 to ₹1328 lakhs in FY22.

Alphageo ploughed profits into the business which scaled Shareholders' Funds from ₹23454 lakhs as on March 31, 2021 to ₹24299 lakhs as on March 31, 2022.

The Company's current assets increased marginally from ₹18259 lakhs as on March 31, 2021 to ₹19848 lakhs as on March 31, 2022 owing to a sharp increase in Investment and Cash & Bank Balances – it showcases the strong liquidity of the organisation.

The overall capital employed in the business remained largely stable – it stood at ₹24299 lakhs as on March 31, 2022 against ₹23454 lakh as on

March 31, 2021. The improvement in business profitability helped the Company improve its return on capital employed from 3.17% in FY21 to 5.47% in FY22.

Significant changes i.e., change of 25% or more in the key financial ratios

In accordance with the amendments notified by SEBI in Regulation 17 of the SEBI (Listing Obligation and Disclosure Requirement) Regulation, 2015 on 9th May, 2018, the details of significant changes i.e. change of 25% or more in the key financial ratios as compared to the immediately previous financial year along with detailed explanations are reported hereunder:

Particulars	2021-22	2020-21	Change (%)	Reasons for change
Debtors Turnover Ratio	1.82	1.66	9%	
Current Ratio	5.34	3.99	34%	Change on account of current years accruals
Debt-Equity Ratio	-	0.01	(100%)	Change on account of repayment of the total debt during the year
Interest Coverage Ratio	13.69	(6.04)	(327%)	Change on account of increase in operating revenue and reduction of debt
Operating Profit Margin (%)	21.57	10.62	11%	
Net Profit Margin (%)	8.58	5.19	4%	
Return on Net Worth (%)	5.47	3.17	2%	



Internal control & its adequacy

At Alphageo, the internal control procedures include internal financial controls, ensuring compliance with various policies, practices and statutes considering the organisation's growth and complexity of operations. The framework constantly monitors and assesses all aspects of risks associated with current activities and corporate profile, including development risks, commercial and financial risks.

The Company put in place management reporting and internal control systems that enable it to monitor performance, strategy, operations, business environment, organisation, procedures, funding, risk and internal control.

The internal auditors carry out extensive audits throughout the year across all functional areas and submit their reports to the Audit Committee.

The Company has instituted a legal compliance program, supported by a robust online system. The purview of this system includes various statutes, such as industrial and labour laws, taxation laws, corporate and securities laws and health, safety and environment regulations.



Human resource

At Alphageo, its intellectual capital is the cornerstone for its survival and success. Without a dedicated and diligent workforce, it would be near to impossible to operate in harsh conditions and overcome physical and mental challenges that is part and parcel of the Company's operations.

The Company, through its people-centric policies and initiatives continue to keep its people engaged, enriched and motivated.

This was reflected during the pandemic during which the people efforts institutionalised by the Company helped in reducing the mental stress of its team. In these trying times, the Company continued its capability building efforts leveraging the virtual mode. This helped in keeping members engaged and positive.

These practices enable the Company to keep the attrition rate well below the industry average. The Alphageo team comprised of 152 employees as on March 31, 2022.

Going forward, the HR team will focus on strengthening its leadership pipeline. Besides, the team will work closely with the IT team to deploy IT-based solutions for improving the working environment.



Risk Management

At Alphageo, the Board and leadership team work tirelessly to mitigate possible risks that bring along potential disruption in smooth business operations. This explains our creation of a robust risk management framework that caters to strategic, financial, operational and climate risks.

The Company's risk management framework sets guidelines to ensure sustainability within the Business Model. The risk management committee, works closely on curating the mitigation plans for possible risks that might impact our business.

Business risk

The Company may not be able to secure sufficient orders to meet its growth aspiration.

Mitigation approach: There are multiple projects that are in the pipeline for the coming field season and the Company is hopeful to be successful in these. The Company is also looking at growing its recently added business vertical – survey for minerals. It is participating in several tenders that have come out recently and is confident of securing contracts in this vertical. It remains focused on securing business from Government agencies and private companies for this vertical.

Experience risk

The team may not have the relevant experience to undertake mineral survey projects.

Mitigation approach: Cognizant of this reality, the Company has onboarded intellectual capital with years of working experience in this space. This has enabled Alphageo to secure and deliver mineral survey projects

Funding risk

The Company may need sufficient funds to support business growth.

Mitigation approach: Alphageo is very stable in terms of its financial position. Its low debt-equity ratio, its cash and cash equivalents and bank balance (₹8664 lakhs as on March 31, 2022) and its value-accretive business model provides for sufficient liquidity to support its business operations.

Environment risk

The Company business operations especially its search for oil could impact the environment significantly.

Mitigation approach: Alphageo's project execution crew possesses rich experience in the subject and the terrain. The Company has an effective site restoration policy, that mandates it to restore the area with the objective of maintaining the ecological balance. The Company has not been involved in any environmental issue with any state government authority.



Corporate Information

BOARD OF DIRECTORS

Mr. Dinesh Alla	Chairman and Managing Director
Mrs. Savita Alla	Joint Managing Director
Mr. Rajesh Alla	Director - Non-Executive, Non-Independent
Mr. Raju Mandapalli	Director - Non-Executive, Independent
Mr. Mahendra Pratap	Director - Non-Executive, Independent
Mr. Vinay Kumar Verma	Director - Non-Executive, Independent

CHIEF FINANCIAL OFFICER

Mrs. Rohini Gade

COMPANY SECRETARY & COMPLIANCE OFFICER

Mrs. Sakshi Mathur

REGISTERED OFFICE

802, Babukhan Estate, Basheerbagh
Hyderabad- 500 001, Telangana

CORPORATE OFFICE

First Floor, Plot No. 1, Sagar Society
Road No. 2, Banjara Hills,
Hyderabad – 500 034, Telangana
23550502/ 23550503

STATUTORY AUDITORS

M/s. Majeti & Co.
Chartered Accountants
101, Ganesh Siri Sampada Apts, 6-3-347/17,
Dwarakapuri Colony, Sai Baba Temple Road
Punjagutta, Hyderabad – 500 082, Telangana

SECRETARIAL AUDITORS

M/s. D. Hanumanta Raju & Co.
Company Secretaries
B-13, F-1, P. S. Nagar, Vijayanagar Colony,
Hyderabad – 500 057, Telangana

BANKERS

State Bank of India
Axis Bank Ltd
Punjab National Bank

REGISTRAR AND SHARE TRANSFER AGENT

M/s. KFin Technologies Limited
(Formerly M/s. KFin Technologies Private Limited)
Selenium Tower B, Plot Nos. 31 & 32,
Financial District, Nanakramguda,
Serilingampally Mandal
Hyderabad - 500 032, Telangana
Toll Free : 1800-309-4001
E-mail : einward.ris@kfintech.com
Website : www.kfintech.com

Directors' Report

To
The Members

The Board of Directors are pleased to present the 35th Annual Report of **Alphageo (India) Limited** ("the Company") on business and operations along with the audited financial statements (standalone and consolidated) for the financial year ended 31st March, 2022.

FINANCIAL HIGHLIGHTS

The financial performance of the company for the year ended 31st March, 2022, on a standalone and consolidated basis, is summarised below:
(All amount in Indian ₹ lakhs, unless otherwise stated)

Particulars	Standalone		Consolidated	
	2021-22	2020-21	2021-22	2020-21
Revenue From Operations	15488	14310	15488	14310
Other Income	510	2253	529	2257
Total Revenue	15998	16563	16017	16567
Profit Before Finance Costs and Depreciation	3852	3772	3849	3813
Finance Cost	107	178	107	178
Depreciation and Amortisation	1882	2593	1983	2724
Profit Before Tax	1863	1001	1759	911
Tax Expenses	535	258	540	267
Profit After Tax	1328	743	1219	644
Earnings Per Share of ₹10/- Each				
Basic (₹)	20.87	11.68	19.16	10.13
Diluted (₹)	20.87	11.68	19.16	10.13

Overview of Financial and Business Operations

A) Standalone Financials:

- On standalone basis, the revenue for FY2022 was ₹15488 Lakhs higher by 8.23 percent over previous year revenue of ₹14310 Lakhs
- Profit before tax for FY2022 is ₹1863 Lakhs representing 12.03 percent of revenue as against previous year profit before tax of ₹1001 Lakhs represented 6.99 percent of revenue.
- Profit after tax for FY2022 is ₹1328 Lakhs registered the growth of 78.73 percent over profit after tax of ₹743 Lakhs of previous FY2021.
- The equity of the shareholders, on standalone basis is ₹24299 Lakhs as on 31st March,

2022 as compared to ₹23454 Lakhs as on 31st March, 2021.

B) Consolidated Financials:

- On consolidated basis, the revenue for FY2022 was ₹15488 Lakhs higher by 8.23 percent over previous year revenue of ₹14310 Lakhs
- Profit before tax for FY2022 is ₹1759 Lakhs representing 11.35 percent of revenue as against previous year profit before tax of ₹911 Lakhs represented 6.37 percent of revenue.
- Profit after tax for FY2022 is ₹1219 Lakhs registered the growth of 89.28 percent over profit after tax of ₹644 Lakhs of previous FY2021.

Covid-19

The directors have been periodically reviewing with the management, the impact of Covid-19 on the business operations of the company.

The lockdown due to Covid-19 pandemic during the first quarter and the monsoon season during the second quarter of 2021-22 resulted in lesser operational days during the financial year 2021-22. The company resumed its seismic services/ field operations post monsoon from the month of October 2021 after evaluating the impact of Covid at each project location.

The situation created by Covid-19 continues to hold some uncertainties for the future, however, the board and the management are closely monitoring the situation as it evolves and doing its best to take all necessary measures in the interests of all stakeholders of the company.

Share Capital

The paid-up equity share capital of the company as on 31st March, 2022 is ₹636.48 Lakhs comprising of 63,64,767 equity shares of ₹10 each. During the year under review, the company has not issued or allotted any shares of the company. The company does not have any outstanding warrants or any convertible instruments as on 31st March, 2022.

Transfer to Reserves

The Board of Directors has decided to retain the entire amount of profit as retained earnings. Accordingly, the company has not transferred/appropriated any amount to the general reserve during the year ended 31st March, 2022.

Dividend

The Board considering the Company's performance and the financial position for the year under review, has recommended a final dividend of ₹8/- per equity share of ₹10/- each for the year ended 31st March, 2022, subject to the approval of the members at the ensuing Annual General Meeting.

Material Changes and Commitment

There has been no material change and commitment, affecting the financial performance of the company from the end of the financial year to the date of this report, except for the impact, if any arising out of COVID-19.

Change In the Nature of Business

The company continues to be in the business of providing geophysical data acquisition, processing and interpretation services and there has been no change in the nature of business of the company or any of its subsidiaries during the year under review

Subsidiaries and Joint Venture

A) Foreign Subsidiaries:

The company has one 100% owned foreign subsidiary, Alphageo International Limited, incorporated in Jebel Ali free zone area in Dubai and one 100% owned first level step down subsidiary, Alphageo DMCC incorporated under Dubai multi commodities center (DMCC) regulations. Pursuant to regulation 16 of the SEBI (Listing Obligations and Disclosure Requirements) Regulations, 2015, Alphageo International Limited, Dubai is a material subsidiary as on 31st March, 2022.

B) Indian Subsidiary:

➤ Alphageo Marine Services Private Limited (AMSP)

AMSP was incorporated in the year 2017 for providing marine survey services and aerial geophysical services. No commercial activities have been carried on by the subsidiary company during the year 2021-22.

➤ Alphageo Offshore Services Private Limited (AOSPL)

AOSPL was incorporated in the year 2018 for undertaking commercial activities relating to providing geophysical services for offshore and transition zones, and general offshore related services for mining and hydrography. During the year under review, no commercial activities have been carried on by AOSPL.

Performance of Subsidiaries:

Pursuant to the provisions of Section 129(3) of the Companies Act 2013 read with Companies (Accounts) Rules, 2014, a statement containing the salient features of financial statements of the subsidiary Companies are given in Form AOC-1 as **Annexure-I** to this report.

In compliance with section 136 of the Companies Act, 2013, the financial statements of the subsidiaries are available on the website of the Company and also will be made available upon the request by any member of the Company.

The company does not have any associate companies. The company has adopted a policy for determining "Material Subsidiary" in terms of Regulation 16(c) of SEBI (Listing Obligations and Disclosure Requirements) Regulations, 2015, which can be viewed on the Company's website at <https://www.alphageoindia.com/Policies.htm>

Consolidated Financial Statements

The consolidated financial statements of the company and its subsidiaries for the financial year ended 31st March, 2022 prepared in compliance with the Indian Accounting Standards notified under Section 133 of the Companies Act, 2013, Section 129(3) of Companies Act, 2013 and SEBI (Listing Obligations and Disclosure Requirements) Regulations, 2015, together with Auditors' Report thereon form part of this Annual Report.

Public Deposits

The company has not accepted any deposits covered under Chapter V of Companies Act, 2013 and also any other deposit which is not in compliance with the requirements of Chapter V of the Companies Act, 2013.

Compliance with Secretarial Standards

During the year under review, the company has complied with all the applicable Secretarial Standards issued by the Institute of Company Secretaries of India (ICSI).

Unclaimed Dividend

Section 124 of the Companies Act 2013 read with Investor Education and Protection Fund Authority (Accounting, Audit, Transfer and Refund) Rules 2016 ('the Rules') as amended thereof, mandates the companies to transfer dividend that has remained unpaid/unclaimed for a period of seven years from the unpaid dividend account to the Investor Education and Protection Fund (IEPF).

The details of the unclaimed dividend lying with the Company are available on the website of the Company at the web link: <https://www.alphageoindia.com/Unclaimed%20Dividends.htm>

A) Transfer of Unpaid and Unclaimed Amounts to Investor Education and Protection Fund ("IEPF")

➤ Transfer of unclaimed dividend to IEPF:

Pursuant to the provisions of section 124 of Companies Act, 2013 read with IEPF (Accounting, Audit, Transfer and Refund) Rules 2016, as amended thereof, dividends which remain unpaid or unclaimed for a period of seven years from the date of its transfer to unpaid dividend account are required to be transferred by the company to Investor Education and Protection Fund ("IEPF") established by the Government of India under the provisions of section 125 of the Companies Act, 2013.

Unclaimed dividend for financial year 2013-14 amounting to ₹3.17 Lakhs was transferred into Investors Education & Protection Fund of the Central Government on 25th November 2021 in compliance with section 124 of the Companies Act, 2013.

➤ Transfer of Shares to IEPF:

Section 124(6) of Companies Act, 2013, read with IEPF (Accounting, Audit, Transfer and Refund) Rules, 2016, as amended thereof, mandates transfer of underlying shares in respect of which dividend has not been paid or claimed for seven consecutive years or more in the name of Investor Education and Protection Fund. As per the provisions of Investor Education and Protection Fund Authority (Accounting, Audit, Transfer and Refund) Rule, 2016, company has issued individual notice through ordinary post to all shareholders whose dividends were lying unclaimed for consecutive seven years and a public notice in this respect has been given in english and vernacular newspapers and details of such shareholders were uploaded on the company's website.

Particulars	No of Equity Shares
Number of shares lying in the Investor Education and Protection Fund beginning of financial year	78947
Less : Claim accepted by IEPF Authority and shares transferred	200
Number of shares lying in Investor Education and Protection Fund on date of transfer to IEPF account	78747
Number of shares transferred to the Investor Education and Protection Fund during the financial year	11885
Number of shares lying in the Investor Education and Protection Fund at the end of the financial year	90632

- The details of shares transferred to IEPF during the previous years are displayed on the website of the Company. The shareholders whose shares have been transferred to the IEPF Authority can claim their shares from the Authority by following the refund procedure as detailed on the website of IEPF Authority <http://iepf.gov.in/IEPF/corporates.html>.

Auditors and Audit Reports

➤ Statutory Audit:

In pursuance of the provisions of section 139 and other applicable provisions of Companies Act, 2013 read with Companies (Audit and Auditors) Rules, 2014 and the terms of appointment approved at 30th annual general meeting of the company, the period of office of the present statutory auditors M/s Majeti & Co. Chartered Accountants Hyderabad will be completed at the conclusion of 35th annual general meeting. It is proposed to re-appoint M/s Majeti & Co. Chartered Accountant, Hyderabad as statutory auditors of the company with the approval of members for a term of 5 (five) consecutive years from the conclusion of 35th annual general meeting till the conclusion of 40th annual general meeting of the company. The proposed auditors have confirmed their eligibility and qualification required under the Act for holding the office as statutory auditors of the company.

Audit Report on Financial Statements:

The auditor's report to the shareholders on the financial statements of the company for the financial year ended on 31st March, 2022 does not contain any qualification, reservation or adverse remark.

➤ Secretarial Audit:

Pursuant to the provisions of section 204 of the Companies Act, 2013 and rules thereunder, M/s. D. Hanumanta Raju & Co., Practicing Company Secretaries, Hyderabad were appointed to conduct the secretarial audit of the company for the financial year 2021-22. The secretarial auditors have issued modified report for the year ended 31st March, 2022. The report issued by them is appended as **Annexure-II** to this report.

Details of Qualification:

The secretarial auditors in its report stated during

the period under review the company had intimated the revision in credit ratings received from CRISIL on 21st April, 2021, to the stock exchanges, on 28th April, 2021

Board's Explanation to the Qualification in the Report:

The concerned official who received the CRISIL letter via e-mail was affected by COVID-19 and was under quarantine. When he/she rejoined the work, the intimation related to credit rating was provided to concerned stock exchanges.

➤ Cost Audit and Cost Records:

Maintenance of cost records and requirement of cost audit as prescribed under the provisions of section 148(1) of the Companies Act, 2013 are not applicable for the business activities carried out by the Company.

Directors and Key Managerial Personnel

➤ Re-appointment of Directors:

- Mr. Dinesh Alla, (DIN: 01843423) Managing Director of the company has been reappointed as Managing Director of the company for a period of five years effective from 21st August, 2021 at the 34th annual general meeting held on 29th September, 2021 through special resolution passed by members of the company.
- Mrs. Savita Alla, (DIN: 00887071) Joint Managing Director of the company has been reappointed as Joint Managing Director of the company for a period of three years effective from 25th May, 2021 at the 34th annual general meeting held on 29th September, 2021 through special resolution passed by members of the company.

➤ Retirement by Rotation:

Mr. Rajesh Alla, Non-executive director retired by rotation has been re-appointed as director of the company at the 34th annual general meeting held on 29th September, 2021. Further, as per the provisions of section 152(6) of Companies Act, 2013 and in terms of the Articles of Association of the company, Mr. Rajesh Alla retires by rotation at the

ensuing annual general meeting and being eligible, seeks re-appointment. The board recommends his re-appointment for the approval of the members.

➤ **Particulars of Remuneration to Directors and Key Managerial Personnel:**

Particulars of remuneration to directors and key managerial personnel as required under section 197(12) of the Act read with Rule 5(1) of Companies (Appointment and Remuneration of Managerial Personnel) Rules, 2014 as amended are given in **Annexure-III** and forms part of this report.

➤ **Changes In Key Managerial Personnel:**

During the year, Mrs. Deepa Dutta has resigned from the office of the Company Secretary of the company with effect from 3rd September, 2021. Mrs. Rohini Gade Chief Financial Officer of the company took additional charge as Compliance Officer of the company from 3rd September, 2021. The board in its meeting held on 23rd September, 2021 appointed Mrs. Sakshi Mathur as Company Secretary and Compliance Officer of the company.

➤ **Other Changes, if any, occurred after the closure of financial year:**

No changes occurred after the closure of the financial Year.

Board Meetings

During the financial year 2021-22, Six (6) meetings of the board were held with the presence of necessary quorum in all the meetings. The maximum gap between any two meetings was as stipulated under the Companies Act, 2013 and SEBI (Listing Obligations and Disclosure Requirement), Regulations 2015. The details of board meeting held and attendance of directors are provided in corporate governance report forming part of this annual report.

Committees of the Board

The company has constituted/reconstituted various board level committees in accordance with the requirements of Companies Act, 2013 and SEBI (LODR) regulations, 2015. The board has following committees as under:

- i. Audit committee
- ii. Nomination & remuneration committee

- iii. Stakeholders relationship committee
- iv. Corporate social responsibility committee
- v. Finance committee

The details of the composition of committees and the number of meetings held and attendance of directors at such meetings are provided in the corporate governance report, which forms part of this annual report.

Audit Committee

The audit committee of the board, currently headed by an independent director as chairperson meets at regular intervals to discharge its terms of reference effectively and efficiently. During the year under review, there were no instances where recommendations of the audit committee were not accepted by the board.

Nomination and Remuneration Policy

The company has framed and adopted a policy on nomination and remuneration of directors, key managerial personnel and other employees of the company in line with the provisions of section 178 of the Companies Act, 2013 and Part D of Schedule II of SEBI (LODR) Regulations, 2015. The policy is available on the website at: <https://www.alphageoindia.com/Policies.htm>.

It is affirmed that the appointment and remuneration of directors, key managerial personnel and all other employees are in accordance with the remuneration policy of the company. The remuneration paid to the executive and non-executive directors of the company during the year under review have been detailed in the corporate governance report, forming part of this annual report

Particulars of Remuneration to Employees

The details of remuneration to employees, as required under rule 5(2) read with rule 5(3) of Companies (Appointment and Remuneration of Managerial Personnel) Rules, 2014 as amended are given in **Annexure-IV** forming part of this report.

Whistle Blower/Vigil Mechanism

The Company has adopted a whistle blower policy to provide a formal mechanism to the directors and employees to deal with the instances of unethical behavior, actual or suspected fraud or violation of the company's code of conduct or ethics policy. The policy

provides for adequate safeguards against victimisation of persons, who avail the mechanism and provides direct access to the chairman of audit committee of the board.

The audit committee periodically reviews the whistle blower policy. It is affirmed that no personnel of the company have been denied access to the chairman of the audit committee. The whistle blower policy has been posted on the company's website at <http://www.alphageoindia.com/Policies.htm>.

Declaration by Independent Directors

The company has received necessary declaration from all the independent directors of the company under the provisions of the Companies Act, 2013 that they meet the criteria of independence laid down in section 149(6) of the Companies Act, 2013 and regulation 25 of SEBI (LODR) Regulations, 2015.

Meeting of Independent Directors

Details of separate meeting of independent directors held are provided in the report on corporate governance forming part of this annual report.

Board Induction and Familiarization Programme For Independent Directors

Prior to the appointment of an independent director, the company sends him/her a formal appointment letter which explains the role, functions and responsibilities expected from him/her as a director of the company. The details of the board familiarization programme are explained in the corporate governance report forming part of this annual report and also accessible on the website of the company.

Annual Evaluation of Board Performance and Performance of its Committees and of Directors

Pursuant to the provisions of section 178 of the Companies Act, 2013 read with rules made thereunder, and regulation 17 of SEBI (LODR), 2015 the Board has carried out an annual evaluation of its own performance, performance of the directors individually and the working of its various committees as per the evaluation criteria defined by nomination and remuneration committee for performance evaluation process of the board, its committees and directors.

The evaluation has been carried out through a structured questionnaire covering various aspects of the board's functioning such as adequacy of the composition of the board and its committees, board culture, execution and performance of specific duties, obligations, independence, governance, ethics and values, adherence to corporate governance norms, interpersonal relationships, attendance and contribution at meetings etc. Performance evaluation of independent directors was done by the entire board, excluding the independent director being evaluated. The evaluation process has been explained in the corporate governance report, which forms part of this annual report.

Particulars of Loans, Guarantees or Investments

During the year under review, the company has not extended any loans and given guarantees to any other person or body corporate.

Particulars of Contracts or Arrangements With Related Parties

All contracts/ arrangements/ transactions entered by the company during the year under review with related parties were in the ordinary course of business and are on an arm's length basis and are in compliance with the applicable provisions of the Act and the Listing Regulations. The particulars of such transactions with related parties have been disclosed at note no. 42 in the standalone financial statements as required under IND AS 24- related party disclosures and as specified under section 133 of the Act read with rule 7 of the Companies (Accounts) Rules, 2014, as amended.

There were no materially significant related party transactions made by the company during the year that required shareholders' approval under regulation 23 of the listing regulations or which may have a potential conflict with the interests of the company during the financial year.

During the year, there were no contracts or arrangements or transactions entered into with the related parties other than at arm's length price. Accordingly, there were no transactions during the year ended 31st March, 2022 required to be reported in Form AOC-2 of the Companies (Accounts) Rules, 2014.

The Company has adopted a Policy for dealing with the transactions with related parties in line with the provisions of the Companies Act, 2013 and Listing Regulations, which is available on the company's website at <http://alphageoindia.com/Policies.htm>

Corporate Social Responsibility (CSR)

In compliance with the provisions of section 135 of the Companies Act, 2013, the board has constituted a corporate social responsibility committee which monitors and oversees various CSR initiatives and activities of the company. The composition of the corporate social responsibility committee is provided in the corporate governance report, which forms part of this annual report. The company's CSR policy is available on the website at <http://alphageoindia.com/Policies.htm>.

The company is undertaking CSR initiatives in compliance with schedule VII to the Companies Act, 2013. During the year under review, the company primarily extended its support to the projects in the areas of promoting education, promoting healthcare and rural development. The annual report on CSR activities undertaken during the financial year 2021-22, in terms of the requirements of the Companies (Corporate Social Responsibility Policy) Rules, 2014 is annexed as **Annexure-V** to this report.

Reasons for not spending the amount earmarked for CSR activities:

During the FY2021-22, the company ought to have spent ₹54.96 Lakhs on CSR activities. The actual spent during the year was ₹29.66 Lakhs. Despite best efforts and due to procedural requirements and delay in fulfillment of project-related obligations by the local/public authorities along with whom the company is carrying out the project, the company has been unable to execute its identified projects/activities.

Pursuant to the provisions of section 135 of the Companies Act, 2013 read with the Companies (Corporate Social Responsibility Policy) Rules, 2014, the company has deposited the unspent amount of ₹25.30 Lakhs pertaining to the ongoing projects related to CSR, in a separate Bank account called "Unspent CSR Account". The amount transferred to the "Unspent CSR Account" will be spent in the specified manner within the prescribed timelines.

Report on Corporate Governance

Pursuant to regulation 34 of the Listing Regulations, a report on corporate governance for the financial year 2021-22 forms an integral part of this report. The requisite certificate from a practicing company secretary confirming compliance with the mandatory requirements relating to corporate governance as stipulated under the listing regulations is attached to the report on corporate governance.

Management Discussion and Analysis Report

Management's discussion and analysis report for the year under review, as stipulated under regulation 34 of the listing regulations, is presented in a separate section, forming part of this annual report

Risk Management

The company continuously identifies the risks that it faces such as strategic, financial, liquidity, regulatory, legal and other risks, assesses and evaluates the same in line with the overall business objectives, functioning and growth of the company.

The details of the risk management framework and issues related thereto have been explained in the management discussion and analysis report.

Business Responsibility Report

As per the criteria laid under regulation 34 of SEBI Listing regulations 2015, the business responsibility report is not applicable to the company for the financial year ended 31st March 2022

Internal Financial Controls and its Adequacy

The company has in place an adequate internal financial control system with reference to financial statements and such internal financial controls are operating effectively and no deficiencies have been observed during the year under review.

The company's internal control systems are well established and commensurate with the nature of its business and the size and complexity of its operations. The audit committee reviews the adequacy and effectiveness of the company's internal control system.

Reporting of Frauds

There were no instances of frauds during the year under review, which required the statutory auditors to report to the audit committee and/or the board under section 143(12) of the Companies Act, 2013 and the rules made thereunder.

Code of Conduct

A declaration regarding compliance with the code of conduct signed by the company's chairman and managing director is published in the corporate governance report which forms part of this annual report.

Annual Return

In terms of Section 92(3) the Companies Act 2013 and Rule 12 of the Companies (Management and Administration) Rules 2014, the Draft Annual Return of the Company for the financial year ended on 31st March 2022 is available on the website of the Company at the link: <https://www.alphageoindia.com/Annual%20Returns.htm>

Policy on Prevention, Prohibition and Redressal of Sexual Harassment at Workplace

The company has a policy for "Prevention and prohibition of sexual harassment of women at workplace" in line with the requirements of the sexual harassment of women at workplace (Prevention, Prohibition and Redressal) Act, 2013 which aims to provide protection to employees at workplace with the objective of providing a safe working environment. The company has constituted an internal complaints committee to redress complaints regarding sexual harassment. During the year under review, the company has not received any complaints pertaining to sexual harassment. The policy is available on the company's website at: <http://www.alphageoindia.com/Policies.htm>.

Employee's Stock Option Scheme

Stock option to employees is being administered under the scheme titled "Alphageo ESOS 2008". Under this scheme, 2,35,067 stock options are available for granting to employees and there are no enforceable stock options outstanding as on 31st March, 2022.

Conservation of Energy, Technology Absorption, Foreign Exchange Earnings and Outgo

The information on conservation of energy, technology absorption and foreign exchange earnings and outgo stipulated under section 134(3) (m) of the Companies Act, 2013 read with Rule 8(3) of the Companies (Accounts) Rules 2014 are provided below:

a. Conservation of energy:	Not applicable	
b. Technology absorption:	Nil	
c. Foreign exchange earnings and outgo:		
	2021-22	2020-21
	₹ in Lakhs	₹ in Lakhs
Foreign exchange earnings	Nil	Nil
Foreign exchange outgo:		
CIF value of imports	6	2821
Expenditure in foreign currency	87	194

Significant and Material Orders Passed by the Courts / Regulators

There are no significant and material orders passed during the year by the regulators, courts or tribunals impacting the going concern status of the company and its operations in future.

Director's Responsibility Statements under Section 134 of the Companies Act, 2013

Pursuant to the requirement under section 134 of the Companies Act, 2013 with respect to directors' responsibility statement, the board of directors of the company hereby confirms that:

- i. in the preparation of the annual accounts of the company, both standalone and consolidated for the year ended 31st March, 2022, the applicable accounting standards read with requirements set out under schedule III to the Companies Act 2013, have been followed and that there are no material departures from the same;
- ii. the directors have selected such accounting policies and made judgments and estimates that are reasonable and prudent so as to give a true and fair view of the state of affairs of the company as at 31st March, 2022 and of the profit/(loss) for the year ended on that date;
- iii. the directors have taken proper and sufficient care for the maintenance of adequate accounting records in accordance with the provisions of the Companies Act, 2013 for safeguarding the assets of the company and for preventing and detecting fraud and other irregularities;
- iv. the annual accounts for the year ended 31st March, 2022 have been prepared on a going concern basis;
- v. adequate internal financial controls have been laid down and such controls are operating effectively;
- vi. proper and adequate systems to ensure compliance with the provisions of all applicable laws have been devised and such systems are operating efficiently.

Details of Application made or proceeding pending under Insolvency and Bankruptcy Code 2016 during the year along with their status as at the end of the financial year.

During the year under review and at the end of financial year 31st March 2022, there were no applications made or proceedings pending in the name of the Company under the Insolvency and Bankruptcy Code 2016.

Details of difference between amount of the valuation done at the time of one time settlement and the valuation done while taking loan from the Banks or Financial Institutions along with the reasons thereof

During the year under review, there has been no one time settlement for loans from Banks and Financial Institutions have been made.

Acknowledgement

We express our sincere appreciation and thank our valued shareholders, employees, clients, vendors, investors, bankers and other business associates for their co-operation and continued support to the company.

We appreciate the sincere and dedicated services of every member of Alphageo family.

For Alphageo (India) Limited

Hyderabad
27th May, 2022

Dinesh Alla
Chairman and Managing Director

Annexure I

Form AOC-1

(Pursuant to first proviso to sub-section (3) of section 129 read with rule 5 of Companies (Accounts) Rules, 2014)

Statement containing salient features of the financial statement of subsidiaries for the year ended 31st March, 2022

(All amount in Indian ₹ lakhs, unless otherwise stated)

S. No.	Particulars	Alphageo International Limited, Dubai	Alphageo DMCC, Dubai	Alphageo Marine Services Private Ltd., India	Alphageo Offshore Services Private Ltd., India
1	The date since when subsidiary was acquired	10 th June, 2010	30 th January, 2011	25 th October, 2017	26 th April, 2018
2	Reporting currency	USD	USD	INR	INR
3	Exchange rate as on 31.03.2022	75.8071	75.8071	1	1
4	Share capital	2159.02	41.11	10.00	10.00
5	Reserves & surplus	(20.56)	2034.09	(7.03)	(2.21)
6	Total assets	2140.75	2084.20	3.22	7.99
7	Total liabilities	2.29	9.00	0.25	0.20
8	Investments (excluding investment in subsidiary)	NIL	NIL	NIL	NIL
9	Turnover	NIL	55.64	NIL	NIL
10	Profit/(loss) before taxation	(5.84)	(95.91)	(0.58)	(0.75)
11	Provision for taxation	NIL	5.79	NIL	NIL
12	Profit/(loss) after taxation	(5.84)	(101.70)	(0.58)	(0.75)
13	Proposed dividend	NIL	NIL	NIL	NIL
14	% of shareholding by holding company	100	100	74	70

Notes:

1. Alphageo DMCC, Dubai is 100% owned Subsidiary of Alphageo International Limited and first level step down subsidiary of Alphageo (India) Limited.
2. Alphageo Marine Services Private Limited is an Indian subsidiary incorporated on 25th October, 2017.
3. Alphageo Offshore Services Private Limited (AOSPL) was incorporated as a wholly owned subsidiary on 26th April, 2018. AOSPL became subsidiary and joint venture company effective from 12th February, 2021.

For Alphageo (India) Limited

Hyderabad
27th May, 2022Dinesh Alla
Chairman and Managing Director

Annexure II

Form No. MR-3

SECRETARIAL AUDIT REPORTFor the financial year ended 31st March, 2022

[Pursuant to Section 204(1) of the Companies Act, 2013 and Rule no.9 of the Companies (Appointment and Remuneration of Managerial Personnel) Rules, 2014]

To
The Members,
ALPHAGEO (INDIA) LIMITED

We have conducted the Secretarial Audit of the compliance of applicable statutory provisions and the adherence to good corporate practices by **ALPHAGEO (INDIA) LIMITED** (hereinafter called the 'Company') holding CIN: L74210TG1987PLC007580 and having its registered office at 802, Babukhan estate Basheerbagh Hyderabad, Telangana- 500001. Secretarial audit was conducted in accordance with the guidance note issued by the Institute of Company Secretaries of India and in a manner that provided us a reasonable basis for evaluating the corporate conducts/statutory compliances and expressing our opinion thereon.

Based on our verification of the company's books, papers, minute books, forms and returns filed and other records maintained by the company and also the information provided by the company, its officers, agents and authorized representatives during the conduct of secretarial audit, we hereby report that in our opinion, the company has, during the audit period covering the financial year ended on 31st March, 2022, complied with the statutory provisions listed hereunder and also that the company has proper board processes and compliance mechanism in place to the extent, in the manner and subject to the reporting made hereinafter.

We have examined the books, papers, minute books, forms and returns filed and other records maintained by the company for the financial year ended on 31st March, 2022, according to the provisions of:

- (i) The Companies Act, 2013 (the Act) and the Rules made thereunder;
- (ii) The Securities Contracts (Regulation) Act, 1956 ('SCRA') and the Rules made thereunder;
- (iii) The Depositories Act, 1996 and the Regulations and Bye-laws framed thereunder;
- (iv) Foreign Exchange Management Act, 1999 and the rules and regulations made thereunder to the extent of Foreign Direct Investment, Overseas Direct Investment and External Commercial Borrowings;
- (v) The following Regulations and Guidelines prescribed under the Securities and Exchange Board of India Act, 1992 ('SEBI Act'):-
 - (a) The Securities and Exchange Board of India (Substantial Acquisition of Shares and Takeovers) Regulations, 2011;
 - (b) The Securities and Exchange Board of India (Prohibition of Insider Trading) Regulations, 1992 and 2015;
 - (c) Securities and Exchange Board of India (Issue of Capital and Disclosure Requirements) Regulations, 2018;
 - (d) Securities and Exchange Board of India (Share Based Employee Benefits and Sweat Equity) Regulations, 2021;
 - (e) Securities and Exchange Board of India (Issue and Listing of Debt Securities) Regulations, 2008 - **(Not applicable to the company during the period of audit);**
 - (f) Securities and Exchange Board of India (Registrars to an Issue and Share Transfer Agents) Regulations, 1993 regarding the Companies Act and dealing with client;
 - (g) Securities and Exchange Board of India (Delisting of Equity Shares) Regulations, 2009 - **(Not applicable to the company during the period of audit);** and

- (h) Securities and Exchange Board of India (Buyback of Securities) Regulations, 2018; - **(Not applicable to the company during the period of audit);**
 - (i) Securities and Exchange Board of India (Listing Obligations and Disclosure Requirements) Regulations, 2015;
 - (j) Securities and Exchange Board of India (Issue and Listing of Non-Convertible and Redeemable Preference Shares), Regulations, 2013- **(Not applicable to the company during the period of audit);**
 - (k) Securities and Exchange Board of India (Depositories and Participants) Regulations, 2018.
- (vi) As per the representations and explanations given by the management and officers of the company, there are no industry specific laws applicable to the company as the company falls under service sector.

We have also examined compliance with the applicable clauses of the following:

- (i) Secretarial Standards issued by The Institute of Company Secretaries of India and notified under Companies Act, 2013.
- (ii) The Listing agreements entered into by the company with BSE Limited and National Stock Exchange of India Limited (NSE).

During the period under review the company has complied with the provisions of the Act, Rules, Regulations, Guidelines, Standards, etc. mentioned above except that the company had intimated the revision in credit ratings received from CRISIL on 21st April, 2021, to the stock exchanges, on 28th April, 2021.

We further report that

The board of directors of the company is duly constituted with proper balance of executive directors, non-executive directors and requisite number of independent directors. There are no changes in the composition of the board of directors during the period under review.

Adequate notice is given to all directors to schedule the board meetings, agenda and detailed notes on agenda were sent in advance and a system exists for seeking and obtaining further information and clarifications on the agenda items before the meeting and for meaningful participation at the meeting.

Majority decisions are carried through while the dissenting member's views, if any, are captured and recorded as part of the minutes.

We further report that there are adequate systems and processes in the company commensurate with the size and operations of the company to monitor and ensure compliance with applicable laws, rules, regulations and guidelines.

We further report that during the audit period the company has no specific events / actions having a major bearing on the company's affairs in pursuance of the above referred laws, rules, regulations, guidelines, standards, etc. referred to above.

For **D.HANUMANTA RAJU & CO**
COMPANY SECRETARIES

CS Mohit Kumar Goyal
Partner

FCS: 9967 CP NO: 12751
UDIN:F009967D000412457
PR NO: 699/2020

Place: Hyderabad
Date: 27th May 2022

*This report is to be read with our letter of even date which is annexed as **Annexure A** and forms an integral part of this report.*

'Annexure A'

To
The Members,
ALPHAGEO (INDIA) LIMITED

Our report of even date is to be read along with this letter.

1. Maintenance of secretarial records is the responsibility of the management of the company. Our responsibility is to express an opinion on these secretarial records based on our audit.
2. We have followed the audit practices and processes as were appropriate to obtain reasonable assurance about the correctness of the contents of the secretarial records. The verification was done on test basis to ensure that correct facts are reflected in secretarial records. We believe that the processes and practices, we followed, provide a reasonable basis for our opinion.
3. We have not verified the correctness and appropriateness of financial records and books of accounts of the company.
4. Where ever required, we have obtained the management representation about the compliance of laws, rules and regulations and happening of events etc.
5. The compliance of the provisions of corporate and other applicable laws, rules, regulations, standards is the responsibility of management. Our examination was limited to the verification of procedures on test basis.
6. The secretarial audit report is neither an assurance as to the future viability of the company nor of the efficacy or effectiveness and with which the management has conducted the affairs of the company.

For **D.HANUMANTA RAJU & CO**
COMPANY SECRETARIES

CS Mohit Kumar Goyal
Partner

FCS: 9967 CP NO: 12751
UDIN:F009967D000412457
PR NO: 699/2020

Place: Hyderabad
Date: 27th May 2022

Annexure III

Information Pursuant to Rule 5(1) of the Companies (Appointment and Remuneration of Managerial Personnel) Rules, 2014

1. Ratio of the remuneration of each director to the median remuneration of the employees of the company for the financial year 2021-22

Name of the Executive Director(s)	Ratio to median	% of increase in remuneration (Not annualised)
Mr. Dinesh Alla	47.28	Nil (Refer Note-1)*
Mrs. Savita Alla	29.31	Nil (Refer Note-2)*

Note-1: The remuneration for the year 2020-21 and 2021-22 are as approved by the members at 32nd annual general meeting and 34th annual general meeting respectively and in accordance with the Companies Act, 2013.

Note-2: The remuneration for the year 2020-21 and 2021-22 are as approved by the members of the company at 31st annual general meeting and 34th annual general meeting and in accordance with the Companies Act, 2013.

2. Percentage increase in remuneration of non-executive director(s) and key managerial personnel:

	Ratio to median	% of increase (Not annualised)
Non-executive directors:	Non-executive directors and independent directors were paid only sitting fees for attending meetings of the board and committees of the board. Hence, ratio to median is not applicable.	Not applicable
Mr. Rajesh Alla, Non-Executive director		
Mr. Raju Mandapalli, Independent director		
Mr. Mahendra Pratap, Independent director		
Mr. Vinay Kumar Verma, Independent director		
Key Managerial Personnel:		
Mrs. Rohini Gade, Chief financial officer	Not applicable	
Mrs. Deepa Dutta, Company secretary (resigned on 03.09.2021)	Not applicable	
Mrs. Sakshi Mathur, Company secretary (appointed on 23.09.2021)	Not applicable	-

3. The percentage increase in median remuneration of employees in the FY2021-22 : 0.37%

4. Number of permanent employees on the rolls of the company during the FY2021-22 : 152 Nos.

5. Average percentile increase already made in the salaries of employees other than the managerial personnel in the last financial year and its comparison with the percentile increase in the managerial remuneration and justification thereof and point out if there are any exceptional circumstances for increase in the managerial remuneration:

During the FY2021-22, the average percentage increase/(decrease) in salary of the company's employees, other than managerial personnel was 0.40%.

6. Affirmation that the remuneration is as per the remuneration policy of the company:

It is hereby affirmed that the remuneration to directors and key managerial personnel for the year 2021-22 were as per the terms of the appointment and remuneration policy of the company.

For Alphageo (India) Limited

Hyderabad
27th May, 2022

Dinesh Alla
Chairman and Managing Director

Annexure IV

Information pursuant to Rule 5(2) and 5(3) of the Companies (Appointment and Remuneration of Managerial Personnel) Rules, 2014

S. No.	Name	Age (Yr)	Qualification	Designation	Date of commencement of employment	Experience (yrs.)	Gross remuneration (crores) FY2021-22	Last employment
Employed throughout the year:								
1.	Mr. Dinesh Alla	57	M. Sc. (Hons) Mathematics, Masters in Management Studies	Chairman & Managing Director	21-08-1991	30	2.31	--
2.	Mrs. Savita Alla	54	Masters in Management Studies	Joint Managing Director	26-09-2014	22	1.43	IIC Technologies Pvt Ltd
3.	Mr. Thomas Ajewole Olanrewaju	53	B. Sc. (Hon) Applied Geophysics	Chief Seismologist	08-08-2016	25	0.63	Petronas Carigali SDN. BHD.
4	Mr. Balaji Sundararajan	58	B.E. (Hons) Mechanical, M. Sc. (Hons) Mathematics	Senior Vice President-Operations	01-08-2000	33	0.43	Hindustan Dorr Oliver Ltd
5.	B K Reddy	58	IETE/PGDCP	Party chief	19-05-2017	30	0.31	Shivani Oil & Gas Exploration
6.	Mr. Sachindra Singh	50	M. Tech (Geophysics)	Chief Seismologist	01-06-1997	24	0.27	--
7.	Mr. Rahul Chawla	47	M. Tech - Applied Geophysics	Party Chief	16-07-2013	21	0.24	Asian Oilfield Services Ltd
8	Mrs. Rohini Gade	40	B.Com, ACA	Chief Financial Officer	08-08-2020	13	0.24	Navayuga Engineering Company Ltd
9.	Mr. Anthony Raymond Cheshire (Resigned on 30-08-2021)	69	BE. (Hons) Electrical & Electronic Engineering	VP - Technical Services	30-09-2016	46	0.24	Seismic Consultants Group Pty, Ltd
10.	Mr. Ravi Kumar Bhogadhi	45	B.Sc - Physics	Chief Observer	13-03-2006	19	0.22	Sify Technologies Ltd

Notes:

- Gross remuneration includes salary, allowances, company contribution to provident fund, commission and other benefits.
- Mr. Dinesh Alla, Chairman and Managing Director and Mrs. Savita Alla, Joint Managing Director are related to each other.
- No other employee mentioned above is related to any director of the company.
- Mr. Anthony Raymond Cheshire appointment was contractual.

Hyderabad
27th May, 2022

For Alphageo (India) Limited
Dinesh Alla
Chairman and Managing Director

Annexure V

Annual Report on Corporate Social Responsibility (CSR) Activities for the year 2021-22

(1) Brief outline on Corporate Social Responsibility (CSR) policy of the Company:

The company has adopted its CSR Policy to ensure that the Company operates its business in an economically, socially and environmentally sustainable manner by enhancing the quality and economic wellbeing of the society in fulfillment of its role as a socially responsible corporate.

(2) Composition of CSR committee:

S. No.	Name of Director	Designation/ Nature of Directorship	Number of meetings of CSR Committee held during the year	Number of meetings of CSR Committee attended during the year
1.	Dinesh Alla – Chairman	Executive director	3	2
2.	Savita Alla – Member	Executive director	3	3
3.	Raju Mandapalli – Member	Independent director	3	3

(3) Provide the web-link where composition of CSR committee, CSR policy and CSR projects approved by the board are disclosed on the website of the company:

- Composition of CSR committee: http://alphageoindia.com/board_of_directors.htm
- CSR policy: <http://alphageoindia.com/policies.htm>
- CSR projects: <https://www.alphageoindia.com/Corporate%20Social%20Responsibility.htm>

(4) Provide the details of impact assessment of CSR projects carried out in pursuance of sub-rule (3) of rule 8 of the Companies (Corporate Social responsibility Policy) Rules, 2014, if applicable:

Not Applicable

(5) Details of the amount available for set off in pursuance of sub-rule (3) of rule 7 of the Companies (Corporate Social responsibility Policy) Rules, 2014 and amount required for set off for the financial year, if any:

S. No.	Financial Year	Amount available for set-off from preceding financial years (₹ in Lakhs)	Amount required to be set off for the financial year, if any (₹ in Lakhs)
1	2018-19	–	–
2	2019-20	–	–
3	2020-21	–	–
	Total:	–	–

(6) Average net profit of the company as per section 135(5) of the Act: ₹2748.08 Lakhs

(a)	Two percent of average net profit of the company as per section 135(5) of the Act	₹54.96 Lakhs
(b)	Surplus arising out of the CSR projects or programmes or activities of the previous financial years	–
(c)	Amount required to be set off for the financial year, if any	–
(d)	Total CSR obligation for the financial year ended 31 st March, 2022 (7a+7b-7c)	₹54.96 Lakhs

(8) (a) CSR amount spent or unspent for the financial year ended 31st March, 2022:

Total amount spent for the financial year (₹ in Lakhs)	Amount unspent (₹ in Lakhs)				
	Total amount transferred to unspent CSR account as per section 135(6)		Amount transferred to any fund specified under schedule VII as per second proviso to section 135(5)		
	Amount	Date of transfer	Name of the fund	Amount	Date of transfer
29.66	25.30	27.04.2022	NA	-	NA

(b) Details of CSR amount spent against ongoing projects for the financial year:

Refer Annexure V (A)

(c) Details of CSR amount spent against other than ongoing projects for the financial year:

Refer Annexure V (A)

- (d) Amount spent in administrative overheads : Nil
- (e) Amount spent on impact assessment, if applicable : NA
- (f) Total amount spent for the financial year (8b+8c+8d+8e) : ₹29.66 Lakhs
- (g) Excess amount for set off, if any

S. No.	Particulars	Amount (₹ in Lakhs)
(i)	Two percent of average net profit of the company as per section 135(5)	54.96
(ii)	Total amount spent for the financial year	29.66
(iii)	Excess amount spent for the financial year [(ii)-(i)]	-
(iv)	Surplus arising out of the CSR projects or programmes or activities of the previous financial years, if any	-
(v)	Amount available for set off in succeeding financial years [(iii)-(iv)]	-

(9) (a) Details of unspent CSR amount for the preceding three financial years:

S. no.	Preceding financial year	Amount transferred to unspent CSR account under section 135(6) (₹ in Lakhs)	Amount spent in the reporting financial year (₹ in Lakhs)	Amount transferred to any fund specified under schedule VII as per section 135(6), if any			Amount remaining to be spent in succeeding financial years (₹ in Lakhs.)
				Name of the Fund	Amount (₹ in Lakhs)	Date of transfer	
1	2020-21	69.72	23.78	-	-	-	45.94
2	-	-	-	-	-	-	-
3	-	-	-	-	-	-	-
	Total	69.72	23.78	-	-	-	45.94

- (b) Details of CSR amount spent in the financial year for ongoing projects of the preceding financial year(s):
Refer Annexure V (B)

(1)	(2)	(3)	(4)	(5)	(6)	(7)	(8)	(9)
S. No.	Project ID	Name of the project	Financial year in which the project was commenced	Project duration	Total amount allocated for the project (₹in Lakhs.)	Amount spent on the project in the reporting financial year (₹in Lakhs).	Cumulative amount spent at the end of reporting financial Year (₹in Lakhs.)	Status of the project -completed/ ongoing
1								
2								
3								
Total:								

- (10) In case of creation or acquisition of capital asset, furnish the details relating to the asset so created or acquired through CSR spent in the financial year (asset-wise details):

- (a) Date of creation or acquisition of the capital asset(s)

As on 31st March 2022, the creation of library building is under progress

- (b) Amount of CSR spent for creation or acquisition of capital asset-As on 31st March,2022 the total amount spent for creation of library building is ₹14 Lakhs. The company has taken this project directly without involvement of any implementing agency and payment for the same is being released on the progress basis by the company.

- (c) Details of the entity or public authority or beneficiary under whose name such capital asset is registered, their address etc. – The library building once completed will be held by the Panchayat of Ankushapur and Madharam Village.

- (d) Provide details of the capital asset(s) created or acquired (including complete address and location of the capital asset)

Madharam Village	Ankushapur Village
Ghatkesar Mandal	Ghatkesar Mandal
Medchal-Malkasgiri District	Medchal-Malkasgiri District
Telangana-501301	Telangana-501301

- (11) Specify the reason(s), if the company has failed to spend two per cent of the average net profit as per section 135(5):

Due to procedural requirements and delay in fulfillment of project-related obligations by the local/public authorities along with whom the company is carrying out the project, the CSR activities/projects as planned could not be completed. However, the company has deposited the unspent amount pertaining to the ongoing projects related to CSR, in a separate bank account.

For Alphageo (India) Limited

Hyderabad
27th May 2022

Dinesh Alla
Chairman and Managing Director
Chairman – CSR Committee

Annexure V(A)

Details of CSR amount spent against ongoing projects for the financial year 2021-22

(1)	(2)	(3)	(4)	(5)	(6)	(7)	(8)	(9)	(10)	(11)	
S. no.	Name of the project	Item from the list of activities in schedule VII to the Companies Act, 2013 ('the Act')	Local area (Yes/No)	Location of the project	Project duration	Amount allocated for the project (₹ in Lakhs)	Amount spent in the current financial year (₹ in Lakhs)	Amount transferred to unspent CSR account for the project as per Section 135(6) (₹ in Lakhs)	Mode of implementation - Direct (Yes/No)	Mode of implementation - through implementing agency	
				State	District					Name	CSR Registration No.
1	Rural development projects	Activity covered under (x) as per schedule VII of the Act i.e. Rural development projects	Yes	Telangana	Ghatkesar, Medchal district	20.00	14.00	6.00	Yes	Panchayathi Secretary and Sarpanch G.P. Ankushapur and Madharam	-
2	Projects in education and health	Activity covered under (i) and (ii) as per schedule VII of the Act i.e. promoting education and health care	Undertaken at the site of the Company	Tripura/ Telangana	Sepahijala District/ Telangana	20.96	1.25	19.30*	Yes#		
Total:							40.96	15.25	25.30		

*The difference is due to the fact that the company spent ₹0.41lakhs in excess of allocated budget for the project name Project HEAL (COVID-19 Relief work) or medical Support (non-ongoing project) the total estimated budget is ₹54.96 Lakhs the unspent amount is ₹25.30 Lakhs. Therefore figures are adjusted accordingly.

For FY 2021-22, spent directly by the company, will be implemented directly or through implementing agency in the coming financial years.

Annexure V(A)

Details of CSR amount spent against other than ongoing projects for the financial year 2021-22

S. no.	Name of the project	Item from the list of activities in schedule VII to the Act	Local area (Yes/No)	Location of the project		Amount spent for the project (₹ in Lakhs)	Mode of implementation- Direct (Yes/No)	Mode of implementation - through implementing agency	
				State	District			Name	CSR Registration No.
1	Project HEAL (COVID-19 Relief work) or medical Support	Activity covered under (i) as per schedule VII of Act i.e. promoting health care	YES	Telangana	Ghatkesar, Medchal district	14.41	Yes	-	-
Total:						14.41			

Annexure V(B)

Details of CSR amount spent in the financial year for ongoing projects of the preceding financial year(s):

(1)	(2)	(3)	(4)	(5)	(6)	(7)	(8)	(9)
S. no.	Project ID	Name of the project	Financial year in which the project was commenced	Project duration	Total amount allocated for the project (₹ in Lakhs)	Amount spent on the project in the reporting financial year (₹ in Lakhs).	Cumulative amount spent at the end of reporting financial year (₹ in Lakhs)	Status of the project - project - completed/ ongoing
1		Promoting education employment enhancing skills among differently abled people Implementing Agency- Youth 4 Jobs Foundation, Hyderabad	2020-21	3years	9.00	3.00	6.00	Ongoing
2		Extending medical care/ support to infants/babies in orphanages Implementing Agency - Advocates for Babies in crisis, Hyderabad	2020-21	4 Years	18.00	5.00	10.00	Ongoing
3		Supporting education of girl child - Implementing Agency - Milaan Foundation, New Delhi	2020-21	3 Years	24.00	10.00	14.00	Ongoing
4		Support to libraries in rural areas and extend the scope in Sepahijala district to include support to needful children of vulnerable families by providing necessary educational aid such as digital tablets or computers or computers to libraries or schools as necessitated by district administration	2020-21	2 Years	15.70	5.79	10.95	Ongoing
5		Supporting girl child for education through Nanhi Kali program Implementing Agency – Nanhi Kali project- a joint programme of KC Mahindra Education Trust Mumbai and Naandhi Foundation	2020-21	4 years	24.00	-	5.81	Ongoing
6		Healthcare/Preventive healthcare Implementing Agency– Save the Children (Bal Raksha Bharat),Bangalore	2020-21	2 years	4.00	-	2.00	Ongoing
		Total			94.70	23.78	48.76	

Hyderabad
27th May 2022For Alphageo (India) Limited
Dinesh Alla
Chairman and Managing Director
Chairman – CSR Committee

Report on Corporate Governance

1. Company's Philosophy on Code of Governance

The Company's principles of corporate governance are based on ethical conduct of business, transparency in the form of disclosures and a commitment for building long term sustainable relationships with relevant stakeholders. Alphageo firmly believes in adhering to established corporate governance practices in order to protect the interests of investors and ensures healthy growth of the company. The Company ensures transparency in all dealings and in the functioning of the management and the board.

The company believes that the concept of corporate governance is founded upon the core values of transparency, empowerment, accountability, independent monitoring and environmental consciousness. The company has always given its best efforts to uphold and nurture these values across all operational aspects.

The company has adopted a code of conduct for its employees including senior management of the company. In addition, the company has adopted a code of conduct for independent director that suitably incorporates the duties of independent directors as laid down in the Companies Act, 2013. Through its various codes and policies, the company ensures application of the best management practices, compliance with the applicable laws and conduct of business in ethical and well governed manner which ensures profitable and responsible growth for creating a long term value to the stakeholders.

The company complies with the requirements stipulated under regulation 17 to 27 and 46 read with schedule V and clauses (b) to (i) of sub-regulation (2) of regulation 46 of Securities and Exchange Board of India (Listing Obligations and Disclosure Requirements) Regulations, 2015 (the "Listing Regulations" or "SEBI LODR").

2. Board of Directors

The company understands that good and quality governance is a powerful competitive differentiator and critical to economic and social progress. The board is responsible for the establishment of cultural, ethical and accountable growth of the company, is constituted with high level of integrated knowledgeable and committed professionals.

Your company has balanced mix of executive and non-executive directors. As at 31st March, 2022, the board of directors comprised six (6) directors, out of which two (2) are executive directors and four (4) are non-executive directors, which includes three (3) independent directors. The composition of the board is in conformity with regulation 17 of the SEBI listing regulations read with section 149 of the Act. The board has a fiduciary relationship in ensuring that the rights of all stakeholders are protected.

All Independent directors are persons of eminence and bring wide range of expertise and experience to the board thereby ensuring the best interest of stakeholders and the company.

A brief profile of the directors is available on company's website: www.alphageoindia.com

None of directors on the board

- are director/ independent director of more than seven listed entities and none of whole-time director are independent directors of any listed company

All independent directors meet with the criteria of independence as prescribed both under sub section (6) of section 149 of the Act and under regulation 16(1)(b) of the SEBI (LODR) Regulations.

None of the Directors are related to any other Director on the Board in terms of definition of "relative" as defined in section 2(77) of the Companies Act, 2013 except Mr. Dinesh Alla, Chairman and Managing Director, Mrs. Savita Alla, Joint Managing Director and Mr. Rajesh Alla, Non-Executive Director

None of the directors of the company is restrained/ debarred from holding the office of director pursuant to any of order of the SEBI.

Composition of the board

The composition of the board as at 31st March 2022 is as follows:

Category	Name of the director	Position	Date of joining the board
Executive directors	Mr. Dinesh Alla	Chairman and Managing Director	21-08-1991
	Mrs. Savita Alla	Joint Managing Director	29-05-2014
Non-executive director (Non – independent director)	Mr. Rajesh Alla	Director	30-09-1992
Non- executive director (Independent director)	Mr. Raju Mandapalli	Director	04-12-2017
	Mr. Mahendra Pratap	Director	17-10-2019
	Mr. Vinay Kumar Verma	Director	07-02-2020

Changes in the composition of board

- Mr. Dinesh Alla was reappointed as Managing Director by the members of the company in 34th annual general meeting held on 29th September, 2021 for a period of five (5) years with effect from 21st August, 2021
- Mrs. Savita Alla was reappointed as Joint Managing Director by the members of the company in 34th annual general meeting held on 29th September, 2021 for a period of three (3) years with effect from 25th May, 2021.

There is no other change in composition of board during financial year ended 31st March 2022.

Category of directors and directorships and committee memberships

The details of directorships and committee memberships of the directors as on 31st March, 2022 are given below:

Name of the director and designation	Category	Number of directorships in public companies [incl. Alphageo (India) Limited]	Number of committee positions held in public companies [incl. Alphageo (India) Limited]*	
			Member	Chairperson
Mr. Dinesh Alla Chairman and Managing Director	Promoter executive	1	1	–
Mrs. Savita Alla Joint Managing Director	Executive	1	1	–
Mr. Rajesh Alla Director	Non-executive and Non-independent	1	2	1
Mr. Raju Mandapalli Director	Non-executive and independent	1	2	1
Mr. Mahendra Pratap Director	Non-executive and independent	1	1	–
Mr. Vinay Kumar Verma Director	Non-executive and independent	2	1	–

* Committees considered are Audit Committee and Stakeholders' Relationship Committee, including that of Alphageo (India) Limited.

None of director on the board

- is a member of more than ten (10) committees or chairperson of more than five (5) committees (as specified in regulation 26 of SEBI (LODR) Regulations) across all the public companies in which he/she is a director. The necessary disclosure regarding committee positions in other public companies have been made by the directors.

Details of skills / expertise / competence of the board of directors

S. No.	Name of Director(s)	Existing Skills / expertise / competence
1.	Mr. Dinesh Alla	Entrepreneurship, business strategy, industrial affairs (seismic industry), leadership
2.	Mrs. Savita Alla	Human resources, HSE practices, manpower deployment and general corporate management
3.	Mr. Rajesh Alla	Information technology, artificial intelligence and robotics
4.	Mr. Raju Mandapalli	Investigative research and strategy
5.	Mr. Mahendra Pratap	Industrial affairs (seismic industry), planning and execution of exploration projects and contract management
6.	Mr. Vinay Kumar Verma	Finance, investment banking, general management

Board meetings and attendance of directors

During the financial year 2021-22, six (6) meetings of the board were held with the presence of necessary quorum in all the meetings. The details of board meetings held are given below:

Date of meeting	Board strength	No. of directors present
25 th May, 2021	6	6
25 th June, 2021	6	6
9 th August, 2021	6	6
23 rd September, 2021	6	6
29 th October, 2021	6	6
4 th February, 2022	6	6

The Board met at least once in every calendar quarter and the gap between two meetings did not exceed one hundred and twenty days. The information as required under Part A of schedule II of regulation 17(7) of the listing regulations has been made available to the board.

Board meetings are convened by giving appropriate notice to the directors and the detailed agenda and notes to agenda along with the supporting documents are circulated to the directors well in advance to facilitate meaningful and focused discussions at the meeting. Where

it is not practicable to attach any document to the agenda, it is tabled before the meeting with specific reference to this effect in the agenda. In case of business exigencies or urgency of matters, resolutions are passed by circulation.

During the year under review, all the meetings of the board of directors and the committees thereof were held through video conferencing ("VC")/ other audio- visual means ("OAVM") in pursuance of the notification issued by Ministry of Corporate Affairs (MCA) dated 30th December, 2020 and the provisions of the Companies (Meetings of Board and its Powers) Rules, 2014.

The intimation and outcome of every board meeting of the Company are given to the stock exchanges (NSE and BSE).

The details of attendance of the directors at the board meetings held during the year under review and at the 34th annual general meeting held on 29th September, 2021 is as given here under:

Name of the Director	No. of board meetings		Whether attended last AGM
	Held	Attended	
Mr. Dinesh Alla	6	6	Yes
Mrs. Savita Alla	6	6	Yes

Name of the Director	No. of board meetings		Whether attended last AGM
	Held	Attended	
Mr. Rajesh Alla	6	6	Yes
Mr. Raju Mandapalli	6	6	Yes
Mr. Mahendra Pratap	6	6	Yes
Mr. Vinay Kumar Verma	6	6	Yes

3. Independent Directors

The Company believes that the presence of independent directors on the board ensures the process of decision making of the board unbiased and the interests of the stakeholders are best safeguarded. The independent directors of the company have been appointed in terms of the requirements of the Companies Act, 2013 ("Act") and listing regulations. The maximum tenure of independent directors is in compliance with the Companies Act, 2013.

No independent director has resigned from the directorship of the company before the expiry of their term of appointment during the financial year ended 31st March, 2022.

Declaration by independent directors

The company has received declarations from the independent directors confirming that they meet the criteria of independence laid down in Section 149(6) of the Act read with schedule IV and rules made thereunder and under regulation 16(1)(b) of the listing regulations. The board is of the opinion that the independent directors fulfill the criteria of independence as specified in the Act and the listing regulations.

Meeting of independent directors

In terms of the provisions of schedule IV of the Act read with regulation 25 of SEBI (LODR) Regulations, 2015, a separate meeting of independent directors of the company was held on 4th February, 2022 without the presence of non-independent directors. At the said meeting, the independent directors inter alia, discussed matters pertaining to review

of performance of non-independent directors and the board as a whole, reviewed performance of the chairman of the company after taking into account the views of the executive and non-executive directors, assessed the quality, quantity and timeliness of flow of information between the company's management and the board. The meeting was attended by all independent directors.

Familiarization programme for independent directors

The Company familiarizes its independent directors with their roles, rights, responsibilities in the company, nature of the industry in which the company operates, business operations, etc. at the time of their joining. At the time of appointment of independent director, the company issues a formal letter of appointment outlining his/her role, functions, duties and responsibilities. Further, the independent directors were also regularly apprised of all regulatory and policy changes. The familiarization programme for independent directors is disclosed on the company's website at <https://www.alphageoindia.com/Familiarization%20Programme.htm>

4. Committees of the Board of Directors

With an objective to have more focused attention on various facets of business, better accountability and ensuring compliances, the board has constituted committees which comply with the requirements of Companies Act, 2013 as well as SEBI listing regulations, 2015

The board comprises the following statutory and non-statutory committees:

- Audit committee;
- Stakeholders' relationship committee;
- Nomination and remuneration committee;
- Corporate social responsibility committee;
- Finance committee;

The company's guidelines relating to board meetings are applicable to committee meetings as far as practicable. The tentative date of the board and Committee meetings was circulated to directors well in advance to facilitate them to plan

their schedule. The committees can request special invitees to join the meeting as appropriate.

All the decisions and recommendations of the committees were placed before the board for their approval. During the year under review, there were no instances where recommendations of the committees were not accepted by the board. The minutes of the meetings of the committees were placed before the board for review.

The brief description of terms of reference, composition, meetings and attendance of the committees during the financial year 2021-22 are provided below:

Audit Committee

The Audit Committee has been constituted under the provisions of the Companies Act, 2013 and listing regulations to discharge such duties and functions generally indicated under regulation 18 of the listing regulations, section 177 of the Act and such other functions as may be specifically assigned to it by the board from time to time. The primary objective of the audit committee is to monitor and supervise the management's financial reporting process with a view to ensure accurate and timely disclosures

and transparency, integrity and quality of financial reporting.

The audit committee oversees the work carried out by management, statutory auditors and internal auditors, in relation to the financial reporting process and also has the power to investigate any activity within its terms of reference, to seek information from any employee, to obtain outside legal or other professional advice and to secure attendance of outsiders with relevant expertise, if it considers necessary.

Composition, Meetings and Attendance

The audit committee of the company is constituted in accordance with the provisions of section 177 of the Act and regulation 18 of the listing regulations. All the members of the committee are financially literate and possess sound knowledge of accounts, audit, governance and legal matters. The company secretary of the company acts as secretary to the audit committee.

The composition of the audit committee and particulars of meetings attended by the members of the Audit Committee during the financial year ended 31st March, 2022 are given below:

S. No.	Name of the members	Category	Designation	No. of meetings	
				Held	Attended
1	Mr. Raju Mandapalli	Independent director	Chairman	5	4
2	Mr. Rajesh Alla	Non-executive director	Member	5	5
3	Mr. Mahendra Pratap	Independent director	Member	5	5
4	Mr. Vinay Kumar Verma	Independent director	Member	5	5

As on 31st March, 2022, the composition of the Audit Committee is in conformity with section 177 of the Act and regulation 18 of listing regulations.

During the year, the committee met five (5) times on 25th May, 2021, 25th June, 2021, 9th August, 2021, 29th October, 2021, and 4th February, 2022 with the presence of necessary quorum in all the meetings. The audit committee meetings were also attended by the partner/representatives of statutory auditors and internal auditors. Mr. Raju Mandapalli, chairman of the audit committee was present at the 34th annual general meeting of the company held on 29th September, 2021. The chief financial officer/ representative of statutory auditors make periodic presentation at the meetings of audit committee.

The terms of reference of the audit committee covers all the areas mentioned under section 177(4) of the Act and regulation 18 read with part C of schedule II to the listing regulations. The terms of reference of the audit committee, inter-alia is as follows:

1. Overseeing of the company's financial reporting process and disclosure of its financial information to ensure that the financial statements are correct, sufficient and credible;
2. Recommendation for appointment, remuneration and terms of appointment of auditors of the company;
3. Approval of payment to statutory auditors for any other services rendered to the company;
4. Reviewing with the management, the annual financial statements and auditor's report thereon before submission to the board for approval, with particular reference to:
 - Matters required to be included in the directors' responsibility statement to be included in the board's report in terms of clause (c) of sub-section (3) of section 134 of the Companies Act, 2013;
 - Changes, if any, in accounting policies and practices and reasons for the same;
 - Major accounting entries involving estimates based on the exercise of judgment by management;
 - Significant adjustments made in the financial statements arising out of audit findings;
 - Compliance with listing and other legal requirements relating to financial statements;
 - Disclosure of related party transactions;
 - Qualification in the draft audit report;
5. Reviewing with the management, the quarterly financial statements before submission to the board for approval and auditors' report thereon;
6. Reviewing with the management, the statement of uses/ application of funds raised through an issue (public issue, rights issue, preferential issue, etc.), the statement of funds utilized for purposes other than those stated in the offer document / prospectus / notice and the report submitted by the monitoring agency monitoring the utilisation of proceeds of a public or rights issue, and making appropriate recommendations to the board to take up steps in this matter;
7. Reviewing and monitoring the auditor's independence and performance, and effectiveness of audit process;
8. Approval or any subsequent modification of transactions with related parties;
9. Scrutiny of inter-corporate loans and investments;
10. Valuation of undertakings or assets of the company, wherever it is necessary;
11. Evaluation of internal financial controls and risk management systems;
12. Reviewing with the management, performance of statutory and internal auditors, adequacy of the internal control systems;
13. Reviewing the adequacy of internal audit function, if any, including the structure of the internal audit department, staffing and seniority of the official heading the department, reporting structure coverage and frequency of internal audit;
14. Discussion with internal auditors of any significant findings and follow up there on;
15. Reviewing the findings of any internal investigations by the internal auditors into matters where there is suspected fraud or irregularity or a failure of internal control systems of a material nature and reporting the matter to the board;
16. Discussion with statutory auditors before the audit commences, about the nature and scope of audit as well as post-audit discussion to ascertain any area of concern;
17. To look into the reasons for substantial defaults in the payment to the depositors, debenture holders, shareholders (in case of non-payment of declared dividends) and creditors;
18. To review the functioning of the whistle blower mechanism;
19. Approval of appointment of chief financial officer after assessing the qualifications, experience and back ground, etc. of the candidate;
20. Carrying out any other function as is mentioned in the terms of reference of the audit committee;
21. reviewing the utilization of loans and/ or advances from/investment by the holding company in the subsidiary exceeding rupees 100 Crore or 10% of the asset size of the

subsidiary, whichever is lower including existing loans / advances / investments;

22. Consider and comment on rationale, cost-benefits and impact of schemes involving merger, demerger, amalgamation etc., on the listed entity and its shareholders;

The Audit Committee shall also mandatorily review:

1. Management discussion and analysis of financial condition and results of operations;
2. Statement of significant related party transactions submitted by the management;
3. Letters of internal control weakness issued by the statutory auditors;
4. Internal audit reports pertaining to internal control weakness;
5. The appointment, removal and terms of remuneration of the internal auditor; and
6. Statement of deviations:
 - quarterly statement of deviation(s) including report of monitoring agency, if applicable, submitted to stock exchange(s) in terms of regulation 32(1) of listing regulations;
 - Annual statement of funds utilized for purposes other than those stated in the offer document/ prospectus/notice in terms of regulation 32(7) of listing regulations.

Nomination and Remuneration Committee

The composition and terms of reference of the nomination and remuneration committee are in compliance with the provisions of section 178 of the Act and regulation 19 of the SEBI (LODR) Regulations, 2015

The nomination and remuneration committee has been vested with the authority to, inter alia, recommends nominations of directors on the board and decides on remuneration packages to the executive directors, and recommends the appointment/ reappointment and remuneration of the key managerial personnel and senior managerial personnel. The Committee also evaluates the performance of executive directors, non-executive directors and independent directors on yearly basis and submits its report to the board through its chairman. The company secretary acts as the secretary to the nomination and remuneration committee.

The board of directors in its meeting held on 4th February, 2022 reconstituted the nomination & remuneration committee of board in line with provisions of regulation 19 of the SEBI (LODR) Regulations, 2015

Composition, meetings and attendance

The composition of the nomination and remuneration committee and particulars of meetings attended by the members of the committee during the financial year ended 31st March, 2022 are given below:

S. No.	Name of the members	Category	Designation	No. of meetings	
				Held	Attended
1	Mr. Raju Mandapalli	Independent director	Chairman	4	4
2	Mr. Dinesh Alla	Executive director	Member	4	3
3	Mr. Mahendra Pratap	Independent director	Member	4	4
4	Mr. Vinay Kumar Verma	Independent director	Member	4	4
5.	Mr. Rajesh Alla*	Non-executive director	Member	4	3

*Mr. Rajesh Alla resigned from the membership of nomination & remuneration committee with effect from 1st January, 2022

As on 31st March, 2022, the composition of the committee is in conformity with section 178 of the Act and regulation 19 of the SEBI (LODR) Regulations, 2015.

During the financial year 2021-22, the committee met four (4) times on 25th May, 2021, 25th June, 2021, 23rd September, 2021 and 29th March 2022 with the presence of necessary quorum in all the meetings. Mr. Raju Mandapalli, chairman of the committee

was present at the 34th annual general meeting of the company held on 29th September, 2021.

The terms of reference of the nomination and remuneration committee are in compliance with section 178 of the Act and part D of schedule II of the listing regulations, as enumerated below:

1. Formulation of the criteria for determining

- qualifications, positive attributes and independence of a director and recommend to the board of directors a policy relating to, the remuneration of the directors, key managerial personnel and other employees;
2. Formulation of criteria for evaluation of performance of independent directors and the board of directors;
 3. Devising a policy on diversity of board of directors;
 4. Identifying persons who are qualified to become directors and who may be appointed in senior management in accordance with the criteria laid down, and recommend to the board of directors their appointment and removal;
 5. Whether to extend or continue the term of appointment of the independent director, on the basis of the report of performance evaluation of independent directors;
 6. To formulate remuneration policy ensuring that (i) the level and composition of remuneration is reasonable and sufficient to attract, retain and motivate directors of the quality required to operate the company successfully (ii) relationship of remuneration to performance is clear and meets appropriate performance benchmark; and (iii) remuneration to directors, key managerial personnel and senior management involves a balance between fixed and incentive pay reflecting short and long term performance objectives appropriate to the working of the company and its goals;
 7. To administer, monitor and formulate the plan, terms and conditions of Employee Stock Option Scheme titled "Alphageo ESOS 2008", allotment of shares pursuant to exercise of options granted in terms of the scheme to employees of the company and also to the employees of subsidiary companies.

Performance evaluation

Pursuant to the provisions of the Companies Act, 2013 and regulation 17(10), 19(4) and part D of schedule II of the SEBI (LODR) Regulations, the board carried out an annual performance evaluation of its own performance, the independent directors

individually as well as the evaluation of the working of the committees of the board. The performance evaluation of all the directors was carried out by the nomination and remuneration committee. The performance evaluation of the chairman and the non-independent directors was carried out by the independent directors. The purpose of the board evaluation is to achieve persistent and consistent improvement in the governance of the company at the board level with the participation of all concerned in an environment of harmony. The board acknowledges its intention to establish and follow "best practices" in board governance in order to fulfill its fiduciary obligation to the company. The Board believes the evaluation will lead to a closer working relationship among board members, greater efficiency in the use of the board's time, and increased effectiveness of the board as a governing body.

A structured questionnaire was prepared after taking into consideration inputs received from the directors, covering various aspects of the board's functioning such as adequacy of the composition of the board and its committees, board culture, execution and performance of specific duties, obligations and governance. A separate exercise was carried out to evaluate the performance of individual directors including the chairman of the board, who were evaluated on parameters such as level of engagement and contribution, independence of judgment, safeguarding the interest of the company and its minority shareholders etc.

The directors expressed their satisfaction with the evaluation process.

Remuneration Policy

The company has a well-defined policy for appointment and remuneration of directors, key managerial personnel and other employees which aims to retain, motivate and promote talent and ensures long term sustainability of talented managerial persons. The nomination and remuneration policy of the company provides a framework based on which our human resources management aligns their recruitment plans for the strategic growth of the company. The policy is disclosed on the website of the company at <http://www.alphageoindia.com/Policies.htm>.

Remuneration to non-executive directors:

Independent directors and non-independent non-executive directors are paid sitting fees for attending the meetings of the board and audit committee within regulatory limits, as approved by the board. The company also reimburses the commuting and other out of pocket expenses incurred for attending meetings.

The details of remuneration paid to the Directors along with their shareholding in the company during the year 2021-22:

i) Non-executive Director(s):

Name	Sitting fees (₹ In Lakhs)	No. of shares held as on 31.03.2022
Mr. Rajesh Alla	2.55	1,26,567
Mr. Raju Mandapalli	2.40	Nil
Mr. Mahendra Pratap	2.55	Nil
Mr. Vinay Kumar Verma	2.55	Nil

There were no pecuniary transactions with any of the non-executive directors during the year, except payment of sitting fees.

Remuneration to executive directors:

The executive directors/ whole-time directors of the company are paid the remuneration as recommended by the nomination and remuneration committee, and approved by the board of directors and shareholders. The remuneration paid consists of fixed salary and allowances on monthly basis and commission based on profits of the company calculated in terms of section 197 of the Act.

ii) Executive director(s):**(₹ in Lakhs)**

Name	Salary	Perquisites	Commissions	Contribution to P.F.	Total
Mr. Dinesh Alla	120.00	1.31	97.12	12.96	231.40
Mrs. Savita Alla	42.00	-	97.12	4.32	143.44

Stakeholders' relationship committee

The composition and terms of reference of stakeholders' relationship committee is in line with the requirements of section 178 of the Act and regulation 20 of the listing regulations. The stakeholders' relationship committee has been constituted to specifically look into the matters of investors' grievances such as transfer and transmission of securities, dematerialization/ re-materialization of securities, issue of duplicate share certificates, non-receipt of dividends and such other grievances as may be raised by the investors from time to time. The committee also oversees the performance of the registrar and share transfer agent and recommends measures for overall quality improvement of investor services.

Composition, meetings and attendance

The stakeholders' relationship committee comprises of one non-executive director, one independent director and two executive directors and headed by Mr. Rajesh Alla, non-executive director. The company secretary acts as the secretary to the stakeholders' relationship committee.

During the financial year 2021-22, the committee met four (4) times on 25th June, 2021, 9th August, 2021, 29th October, 2021, and 4th February, 2022. The composition of the stakeholders' relationship committee and the

details of the meetings attended by its members during the financial year ended 31st March, 2022 are as under:

S. No.	Name of the members	Category	Designation	No. of meetings	
				Held	Attended
1	Mr. Rajesh Alla	Non-executive director	Chairman	4	4
2	Mr. Dinesh Alla	Executive director	Member	4	4
3	Mrs. Savita Alla	Executive director	Member	4	4
4	Mr. Raju Mandapalli	Independent Director	Member	4	4

As on 31st March, 2022, the composition of the committee is in conformity with section 178 of the Act and regulation 20 of the SEBI (LODR) Regulations, 2015.

Compliance officer

Mrs. Deepa Dutta, Company Secretary of the company holds office of Company Secretary and Compliance Officer of the company till 3rd September, 2021.

From 3rd September 2021 till 23rd September, 2021 Mrs. Rohini Gade, Chief Financial Officer of the company was appointed as Compliance Officer of the company.

On 23rd September, 2021 board of the directors in its meeting appointed Mrs. Sakshi Mathur as Company Secretary and Compliance Officer of the company on recommendations of nomination & remuneration committee of board of the directors of the company.

Investor grievance redressal

The quarterly statement on investors' complaint received and disposed of is submitted with stock exchanges within 21 days from the end of each quarter and the statement filed is also placed before the subsequent meeting of stakeholders' relationship committee and board of directors. There is no investors' complaint / request pending as on 31st March, 2022.

Investors' grievances/ complaints received during the financial year 2021-22:

No. of complaints unresolved at the beginning of the year	Nil
No. of complaints received	Nil
No. of complaints resolved to the satisfaction of shareholder	Nil
No. of complaints not resolved to the satisfaction of shareholder	Nil
No. of pending complaints as on 31 st March, 2022	Nil

Corporate social responsibility committee

The corporate social responsibility committee has been constituted in compliance with the requirements of section 135 of the Act with the prime responsibility to assist the board in discharging its social responsibilities by way of formulating, monitoring and implementing the framework in line with the corporate social responsibility policy of the company. The company's policy on corporate social responsibility is available on the company's website on the web link: <http://www.alphageoindia.com/Policies.htm>.

The committee oversees the activities / functioning relating to identifying the areas of CSR activities, programs, execution of initiatives, reporting the progress and making appropriate disclosures as per the policy. During the financial year 2021-22, the focus areas for company's CSR activities were healthcare, education and rural development projects. The annual report on CSR activities undertaken during the year forms part of the directors' report.

Composition, meetings and attendance

The Committee comprises of two executive directors and one independent director and headed by an executive director. The company secretary of the company acts as the secretary to the CSR committee.

During the financial year 2021-22, the meetings of CSR committee were held on 25th June, 2021, 29th October, 2021 and 28th January, 2022. The composition of the CSR committee and the details of the meetings attended by its members during the financial year ended 31st March, 2022 are as under:

S. No.	Name of the members	Category	Designation	No. of meetings	
				Held	Attended
1	Mr. Dinesh Alla	Executive director	Chairman	3	2
2	Mrs. Savita Alla	Executive director	Member	3	3
3	Mr. Raju Mandapalli	Independent director	Member	3	3

As on 31st March, 2022, the composition and terms of reference of the committee are in line with the provisions of Section 135 of the Act.

Finance committee

The finance committee (formerly known as securities issue committee) has been constituted with the primary objective to deal with issue of securities of the company from time to time to strengthen the company's financial position and net worth by augmenting the long term resources and to enhance the competitiveness and financial ability to meet financial needs of the company at the respective times. The scope and terms and reference of the committee have further been amended to authorise the committee for the execution of transactions related to banks/financial institutions and other activities related thereto.

The main terms of reference of the committee include the following and incidental thereto:

- (A) Terms of reference in relation to the issue of securities of the company:
- i) To administer the authority granted/to be granted for issuing securities of the company in pursuance of the members approval accorded at present or in future;
 - ii) To issue securities of the company of such nature and in the manner in compliance with applicable provisions of the Companies Act, SEBI (ICDR) Regulations, Foreign Exchange Management Act and other applicable provisions, rules and regulations from time to time;
 - iii) To authorise or appoint any of the members of the committee or officers of the company to do any of the relevant act for this purpose;
 - iv) To determine the utilisation of the funds raised through issue of securities from time to time;
- (B) Terms of reference in relation to banking transactions and other financial matters:
- i) To borrow money / avail loans or credit facilities from banks/financial institutions / non-banking finance companies / others in pursuance of the members approval accorded at the extra ordinary general meeting held on 22nd December 2015;
 - ii) To execute loan documents and security documents and provide security whether by way of pledge (power of attorneys thereto) or otherwise, give guarantees including performance guarantees, corporate guarantees, counter guarantees, etc. and to do all other acts, deeds and things as may be required in respect of credit facilities availed/ being availed by the company;
 - iii) To provide authorizations for entering into and executing the agreements, deeds and documents of what so ever nature in relation to company's project/ general business purposes/any other purposes mentioned herein above;
 - iv) To open and close of banking accounts, change authorizations to operate the accounts and all other matters what so ever nature in the normal course of business of the company;
 - v) To settle all questions, difficulties or doubts that may arise in regard to
- v) To appoint any professional, attorney or advocate, consultant at such remuneration as the committee think fit from time to time;

availing of credit facilities and provide authorizations as it may, in its absolute discretion deem fit;

- vi) To authorise affixation of common seal of the company for the above said purposes;
- vii) To authorize directors/ officials of the company to sign, execute and submit necessary documents, forms, undertakings, letter of authorizations

etc. to the banks/financial institutions or any other in connection with the aforesaid matters.

Composition, meetings and attendance

The finance committee comprises of two executive directors, a non-executive director and an independent director and is headed by an executive director. The company secretary of the company acts as secretary of the committee. No meetings were held during the financial year 2021-22.

The composition of the finance committee as on 31st March, 2022 is as under:

S. No.	Name of the members	Category	Designation	No. of meetings	
				Held	Attended
1	Mr. Dinesh Alla	Executive director	Chairman	-	-
2	Mrs. Savita Alla	Executive director	Member	-	-
3	Mr. Rajesh Alla	Non-executive director	Member	-	-
4	Mr. Raju Mandapalli	Independent director	Member	-	-

5. Unclaimed Dividend of the Previous Years

Section 124 of the Companies Act, 2013 read with Investor Education and Protection Fund Authority (Accounting, Audit, Transfer and Refund) Rules, 2016 ('the Rules' as amended from time to time) mandates the companies to transfer dividend that has remained unpaid/unclaimed for a period of seven years in the unpaid dividend account to the Investor Education and Protection Fund (IEPF). Accordingly, the dividend for the years mentioned below will be transferred to IEPF on the respective dates, if the dividend remains unclaimed for seven years.

Financial year	Date of declaration of dividend	Last date of claiming the dividend	Unclaimed amount as on 31 st March, 2022 (₹ In Lakhs)	Due date for transfer to Investor Education and Protection Fund (IEPF)
2014-15	28.09.2015	02.11.2022	3.03	01.12.2022
2015-16	29.09.2016	03.11.2023	2.98	02.12.2023
2016-17	29.09.2017	03.11.2024	5.83	02.12.2024
2017-18	14.09.2018	19.10.2025	5.46	18.11.2025
2018-19	30.09.2019	04.11.2026	4.64	03.12.2026
2019-20 Interim Dividend	06.03.2020	11.04.2027	8.02	10.05.2027
2020-21	29-09-2021	03.11.2028	7.85	02.12.2028

The details of the unpaid/ unclaimed dividend lying with the company are available on the website of the company at the web link, <http://alphageoindia.com/Unclaimed%20Dividends.htm>.

6. Insider Trading Regulations

In accordance with the SEBI (Prohibition of Insider Trading) Regulations, 2015, the board of directors of the company has adopted a comprehensive code of conduct for prevention of insider trading in the company's shares for its directors, officers, designated employees and other connected persons who are expected to have access to unpublished price sensitive information relating to the company. A detailed report on the matters related to

insider trading code is submitted to the chairman of audit committee on a quarterly basis. The company secretary of the company is designated as the compliance officer for the purpose of this regulation. The company's code of conduct is available on the website of the company at the web link www.alphageoindia.com/corporate_governance.htm.

7. Risk Management

The company ensures the sound risk management practices which covers identification of various risks impacting the company, assessment and evaluation of the same in line with overall business objectives and mitigating actions to systematically address the identified risk on continuing basis. The company's policy on risk management is discussed in management discussion and analysis report.

8. Reconciliation of Share Capital Audit

An audit is conducted on a quarterly basis by M/s D. Hanumanta Raju & Co., Company Secretaries in Practice, in terms of regulation 76 of SEBI (Depositories and Participants) Regulations, 2018 to reconcile the total admitted equity share capital with the depositories (NSDL and CDSL) and the total issued and listed equity share capital. The reconciliation of share capital audit report confirms that the total issued/paid-up capital is in agreement with the aggregate of the total number of shares in physical form and the total number of shares in dematerialized form held with depositories and also further confirms that the requests for dematerialization of shares are processed by the registrar and transfer agent within stipulated period of 21 days and uploaded with the concerned depositories. A copy of the report is submitted by the company to the stock exchanges (NSE and BSE) on a quarterly basis within the prescribed time limit.

9. Code of Conduct

The company has laid down a "code of conduct" for the directors, key managerial personnel and the senior management personnel. The company's code of conduct is a comprehensive code that lays down in detail, the standards of business conduct, ethics and strict governance norms for the board and senior management personnel. In compliance of regulation 26(3) of listing regulations, all the

directors and senior managerial personnel of the company have affirmed compliance of code of conduct as on 31st March, 2022. The company has obtained declaration from the chairman and managing director of the company confirming compliance of the code of conduct.

This code is also available on the website of the company at www.alphageoindia.com/corporate_governance.htm.

Declaration of compliance of the code of conduct in terms of Schedule V of SEBI (LODR) Regulations, 2015 is given hereunder:

In terms of Schedule V of SEBI (LODR) Regulation, 2015, I, Dinesh Alla, Chairman and Managing Director of the company hereby confirm that:

The board of directors of Alphageo (India) Limited has laid down a code of conduct for all the board members and senior managerial personnel of the company. The said code of conduct has also been posted on the corporate governance page of the company's website www.alphageoindia.com

All the board members and senior managerial personnel have affirmed their compliance with the said code of conduct for the year ended 31st March, 2022.

For Alphageo (India) Limited

Hyderabad Dinesh Alla
27th May, 2022 Chairman and Managing Director

10. Means of Communication

Your company believes timely disclosure of consistent, comparable, relevant and reliable information on corporate financial performance is at the core of good governance. The company emphasizes on continuous, efficient and relevant communication to public at large and regularly interacts with its members through multiple channels of communication viz. through its annual report, general meeting, newspapers and disclosures through website.

Website: The company's website www.alphageoindia.com contains a separate section 'Investor Relations' where the information related to meetings of board and shareholders, periodic

financial results, annual reports, presentations made to institutional investors or to the analysts and other shareholders information are available.

Newspaper publications: The information related to periodic financial results, notices to shareholders and other information as required to be published under the Act and listing regulations are published in widely circulated newspapers namely Business Standard (English daily) and Nava Telangana (Telugu daily).

Disclosures to stock exchanges: The company informs BSE limited (BSE) and National Stock Exchange of India Limited (NSE) all information as required under the listing regulations through their web-based applications i.e. BSE listing centre and NSE'S electronic application processing system (NEAPS) and recently introduced NSE digital portal respectively. All periodical reports such as shareholding pattern, corporate governance report, financial results, etc., price sensitive information and such other matters which in the opinion of the board are material and of relevance to the shareholders are filed electronically with the stock exchanges.

Annual report: The annual report containing, inter alia, audited financial statements, director's report, auditor's report, corporate governance report and other important information is circulated to the members of the company.

11. Other Disclosures

(a) Related party transactions

During the year ended 31st March, 2022, all transactions entered into by the company with related parties as defined under the Act and the listing regulations were in the ordinary course of business and on arm's length pricing basis. The statement of transactions with related parties is placed before the audit committee and the board of directors for review. Necessary disclosures as required under the accounting standards have been made in the financial statements. During the year under review, there were no materially significant related party transactions, which

could have potential conflict with the interest of company.

The company has formulated a policy on dealing with related party transactions and for determining the materiality of such transactions and the same is disclosed on the website of the company at <http://www.alphageoindia.com/Policies.htm>

(b) Compliance With the Requirements of SEBI/ Stock Exchanges and Statutory Authorities

During the financial year 2021-22, there has been no instance of any non-compliance.

In financial year 2020-21 the company has received notice from the National Stock Exchange (NSE) regarding delayed intimation of the revision in credit ratings received from CRISIL. The company provided a clarification to the NSE for the said delayed compliance.

In financial year 2019-20 company has paid fine imposed by stock exchanges with clarification for non-compliance/delay in compliance with the corporate governance requirements as stipulated in regulation 17 of SEBI (LODR) Regulations, 2015.

Except the above, the company has complied with the requirements of the stock exchanges or SEBI on matters related to capital markets as applicable during the last three years. No penalties or strictures have been imposed on the company. The report on the legal compliance is periodically reviewed by the board.

(c) Whistle Blower Policy and Vigil Mechanism

The company has adopted a whistle blower policy and has established necessary vigil mechanism as required under regulation 22 of the listing regulations for directors and employees to report their genuine concerns or grievances about unethical behavior, actual or suspected fraud or violation of the company's code of conduct or ethics policy. The policy ensures that strict confidentiality

is maintained whilst dealing with concerns and also that no discrimination will be meted out to any person for a genuinely raised concern. The policy allows the whistle blower direct access to the chairman of the audit committee and it is affirmed that no person has been denied access to the chairman of the audit committee. The audit committee periodically reviews the functioning of whistle blower mechanism. The whistle blower policy has been disclosed on the website of the company at <http://www.alphageoindia.com/Policies.htm>

(d) Subsidiary Companies

The company has adopted a policy for determining "Material Subsidiary" in terms of regulation 16(c) of SEBI (LODR) Regulations, 2015, which can be viewed on the company's website at <http://www.alphageoindia.com/Policies.htm>

The company has two Indian subsidiary companies namely Alphageo Marine Services Private Limited and Alphageo Offshore Services Private Limited and a foreign subsidiary namely Alphageo International Limited, Dubai. Out of these, Alphageo International Limited, Dubai is a material subsidiary as defined under regulation 16 of the SEBI (LODR) Regulations, 2015.

The audit committee periodically reviews the financial statements of the subsidiary companies, including the investments made by the subsidiaries and the statement containing all significant transactions entered into by them. Minutes of the board meetings of the subsidiary companies are also reviewed periodically by the company's board.

(e) Details of Compliance with Mandatory and Discretionary Requirements

Mandatory Requirements

Your company has complied with all mandatory corporate governance requirements under listing regulations specifically. Your company confirms compliance with corporate governance requirements specified in regulations 17 to 27

of SEBI (LODR) Regulations, 2015 for the period under review.

The board of directors periodically reviews the compliance of all applicable laws and steps taken by the company to rectify the instances of non-compliance, if any.

Discretionary Requirements

The company has fulfilled the following discretionary requirements as provided in the listing regulations:

(i) Shareholders rights

Considering the dynamic shareholder demography and trading on the stock exchanges as a prudent measure, we display our quarterly and half yearly results on our website www.alphageoindia.com along with submission to concerned stock exchanges and also publish our results in widely circulated newspapers. We have communicated payment of dividend by e-mail to shareholders in addition to dispatch of letters to all shareholders. We publish the voting results of shareholder meetings and make it available on our website www.alphageoindia.com and report the same to stock exchanges in terms of regulation 44 of listing regulations.

(ii) Reporting of internal auditor

The internal auditor directly reports to the audit committee of the board of directors.

(f) Recommendation of the Committees of the Company

There has been no such incidence where the board has not accepted the recommendation of the committees of the company during the year under review.

(g) Director Seeking Reappointment

Particulars of directors seeking appointment/re-appointment at the ensuing annual general meeting have been provided in the notice of the annual general meeting.

(h) Disclosure of Accounting Treatment

The financial statements of the company have been prepared in accordance with the Indian Accounting Standards (IND AS) notified under section 133 of the Act, the Companies (Indian Accounting Standards) Rules, 2015 and other relevant provisions of the Act.

(i) Details of fees paid to the statutory auditors

The details of fees paid to M/s. Majeti & Co. statutory auditors of the company during the financial year ended 31st March, 2022 are given below:

Payment to statutory auditors	FY2021-22 (₹ In Lakhs)
Statutory audit fees	8.00
Quarterly audit fees	4.50
Certification fees	0.61
Reimbursement of expenses	0.14
Total	13.25

(j) Commodity Price Risk or Foreign Exchange Risk and Hedging Activities

The operations of the company do not envisage any commodity price risk or material foreign exchange risk.

(k) Proceeds From Public/Right/Preferential Issue

The company has not raised any funds from the public or through rights or preferential issue during the financial year ended 31st March, 2022.

(l) Disclosure in Relation to the Sexual Harassment of Women at Workplace (Prevention, Prohibition and Redressal) Act, 2013

Number of complaints filed during the financial year	Nil
Number of complaints disposed of during the financial year	Nil
Number of complaints pending as at end of the financial year	Nil

(m) Shares in Demat Suspense/ Unclaimed Suspense Accounts

There are no shares lying in the demat suspense account or unclaimed suspense account.

(n) Certificate by Managing Director and Chief Financial Officer

The Chairman and Managing Director and the Chief Financial Officer of the company have certified to the board regarding compliance of matters specified in regulation 17(8) read with part B of schedule II of the listing regulations. The said certificate is annexed to this report.

(o) Certificate of Non-Disqualification of Directors

A certificate from M/s. D. Hanumanta Raju & Co., Company Secretaries in Practice has been obtained certifying that none of the directors on the board of the company have been debarred or disqualified from being appointed or continuing as directors by the SEBI/ Ministry of Corporate Affairs or any such statutory authority as on 31st March, 2022. The certificate is annexed to this report.

(p) Certificate on Corporate Governance

The certificate on corporate governance as stipulated under Para E of Schedule V SEBI (Listing Obligations and Disclosure Requirements) Regulations, 2015 issued by M/s D. Hanumanta Raju & Co., Company Secretaries in Practice confirming compliance with the conditions of corporate governance is attached to this report.

12. General Body Meetings

(a) Annual General Meetings:

The location, dates and times where last three annual general meetings of the company were held and the special resolutions passed therein are as under:

AGM	Financial year	Date and time of AGM	Venue	Special resolutions passed
32 nd AGM	2018-19	30.09.2019 at 11.00 AM	Sundarayya Vignana Kendram, Baghlingampally, Hyderabad – 500044	Approval of remuneration of Mr. Dinesh Alla, Chairman & Managing Director of the Company for the remaining period of two (2) years of his tenure
33 rd AGM	2019-20	28.09.2020 at 11.00 AM	Meeting held through video conferencing ("VC")/ other audio-visual means ("OAVM")	-NIL-
34 th AGM	2020-21	29.09.2021 at 11.00 AM	Meeting held through video conferencing ("VC")/ other audio-visual means ("OAVM")	Re-appointment of Mr. Dinesh Alla (DIN: 01843423) as Managing Director of the company for a term of five (5) years with effect from 21 st August, 2021 and to fix his remuneration. Re-appointment of Mrs. Savita Alla (DIN: 00887071) as Joint Managing Director of the company for a period of three (3) years with effect from 25 th May, 2021 and to fix her remuneration.

(b) Special Resolutions passed through Postal Ballot:

There were no resolutions passed by way of postal ballot during the year under review. Further, no special resolution is proposed to be conducted through postal ballot as on date.

(c) Extraordinary General Meeting:

No extraordinary general meeting of members of the company was held during the year under review.

13. General Shareholder Information

I. Annual General Meeting For the Financial Year 2021-22

a. Date and venue of the meeting	
Date	: 24 th September, 2022
Time	: 11:00 A.M.
Venue	: The company is conducting AGM through VC/OAVM pursuant to the MCA circular No. 2/2021 dt. 13 th January, 2021 read with circular dt. 5 th May, 2020 and other MCA and SEBI Circulars in this relation and as such there is no requirement to have a venue for the AGM. For details, please refer to the notice of this AGM.
Financial Year	: 1 st April, 2021 to 31 st March, 2022
b. Book closure dates	: From September 18, 2022 to September 24, 2022 (both days inclusive)
c. Dividend payment	The final dividend if declared at 35 th AGM shall be paid/credited on or before 23 rd October, 2022.

ii. Tentative Calendar For Financial Year Ending 31st March, 2023

The tentative dates of meeting of board of directors for consideration of quarterly financial results for the financial year ending 31st March, 2023. are as follows:

Financial results for the first quarter ending 30 th June, 2022	Within 45 days from the end of quarter
Financial results for the second quarter ending 30 th September, 2022	Within 45 days from the end of quarter
Financial results for the third quarter ending 31 st December, 2022	Within 45 days from the end of quarter
Financial results for the fourth quarter and year ending 31 st March, 2023	Within 60 days from 31 st March, 2023
Annual general meeting for the year ending 31 st March, 2023	On or before 30 th September, 2023

iii. Listing Details

Name and address of the stock exchange	Stock code/ symbol
BSE Limited Phiroze Jeejeebhoy Towers, Dalal Street Mumbai – 400 001	526397
National Stock Exchange of India Limited Exchange Plaza, C-1, Block G, Bandra Kurla Complex, Bandra (E) Mumbai – 400 051	ALPHAGEO
ISIN:	INE137C01018

iv. Listing Fees and Custody Fees

The company has paid annual listing fees for the financial year 2022-23 to National Stock Exchange of India Limited (NSE) and BSE Limited (BSE); and annual custody fees for the financial year 2022-23 to National Securities Depository Limited (NSDL) and Central Depository Services (India) Limited (CDSL).

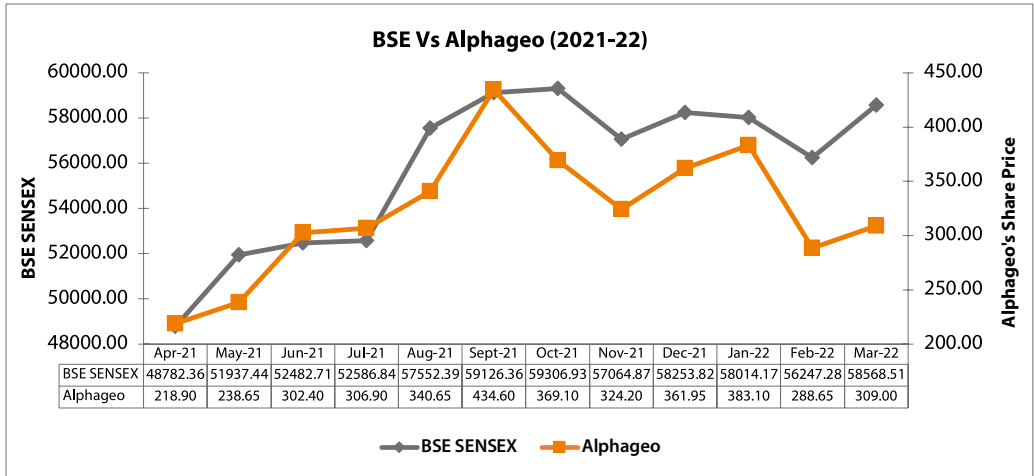
V. Stock Market Data

Monthly high, low quotations and trading volumes of the company's equity shares during the financial year 2021-22 at BSE and NSE are as given below:

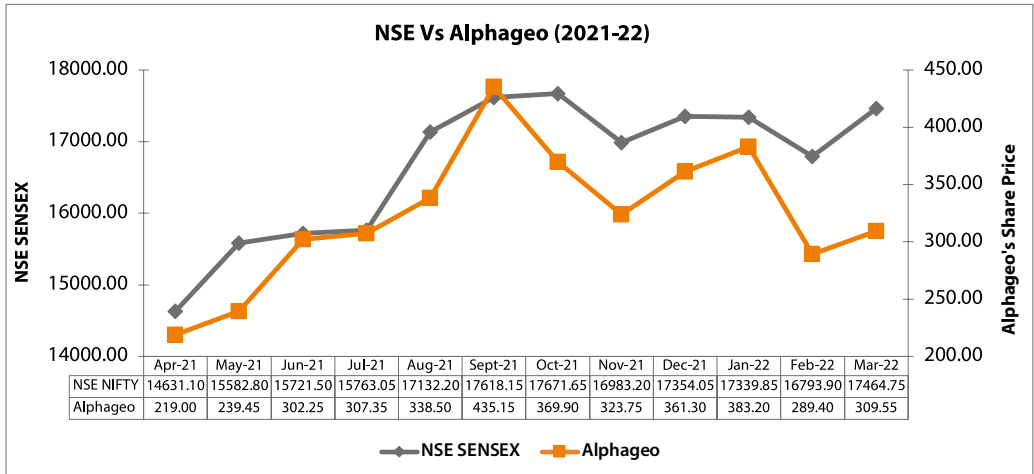
Month	NSE			BSE		
	High (₹)	Low (₹)	Volume of shares traded	High (₹)	Low (₹)	Volume of shares traded
April 2021	232.00	174.80	7,53,367	232.15	174.80	77,546
May 2021	271.00	201.00	12,24,317	275.00	210.00	1,13,956
June 2021	336.70	237.50	25,26,408	345.00	237.00	2,73,991
July 2021	336.95	295.00	11,21,140	337.00	291.10	1,80,080
August 2021	366.00	302.50	27,04,114	365.70	302.40	2,55,627
September 2021	464.45	332.50	55,26,324	464.15	333.00	5,64,542
October 2021	511.25	360.30	28,50,004	511.00	359.95	4,08,213
November 2021	377.00	308.65	6,57,993	378.50	308.00	1,25,496
December 2021	407.00	312.00	7,12,813	405.00	312.00	67,612
January 2022	444.00	354.05	14,40,058	444.00	351.50	1,42,789
February 2022	450.25	255.10	10,61,421	440.00	256.10	1,40,559
March 2022	359.00	284.50	7,98,520	359.15	284.05	94,063

Vi. Performance of the Company’s Equity Shares (Closing Share Price) In Comparison to BSE SENSEX and NSE NIFTY during the Financial Year 2021-22:

a) Comparison of company’s share price with BSE SENSEX



b) Comparison of company’s share price with NSE NIFTY



The securities of the company are not suspended from trading during the financial year ended 31st March, 2022.

Vii. Registrar and Share Transfer Agent

M/s. KFin Technologies Limited (Formerly known as KFin Technologies Private Limited) is the registrar and share transfer agent of the company. Any request pertaining to investor relations may be addressed to the following address:

M/s. KFin Technologies Limited

(Formerly known as KFin Technologies Private Limited)

Selenium Tower B, Plot Nos. 31 & 32, Gachibowli,
Financial District, Nanakramguda, Hyderabad-500032
Toll Free No. 1800-309-4001

E-mail: einward.ris@kfintech.com

Website: www.kfintech.com ; www.ris.kfintech.com

Viii. Share Transfer System

As per directives issued by SEBI, securities can be transferred only in dematerialized form w.e.f. 1st April, 2019, except in case of request received for transmission or transposition of securities. Members holding shares in physical form are requested to consider converting their holdings to dematerialized form. Transfers of equity shares in electronic form are processed and approved by the depositories with no involvement of the company.

The company obtains a yearly certificate from a company secretary in practice with respect to the share transfer formalities as required under regulation 40(9) of listing regulations and files a copy of the said certificate with the stock exchanges.

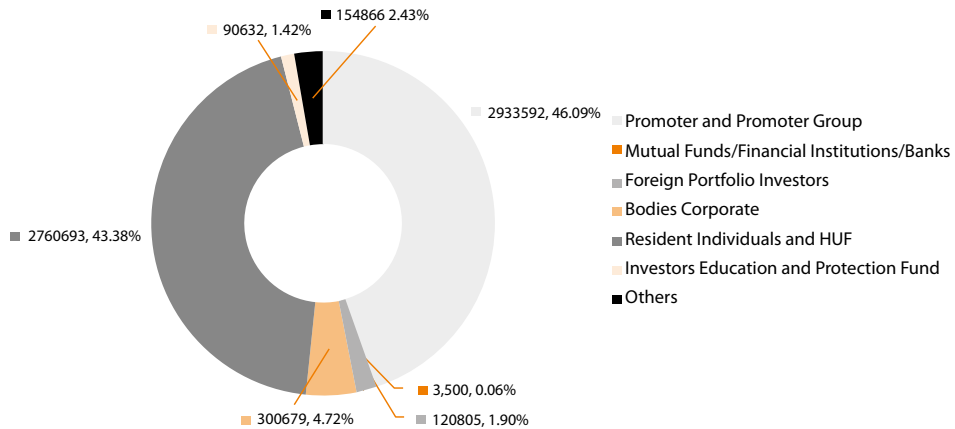
Ix. Distribution of Shareholding as on 31st March, 2022

Nominal value (₹)	Shareholders		No. of shares	
	Number	%	Number	%
1-5000	17,526	94.96	13,28,572	20.87
5001-10000	528	2.86	4,14,076	6.50
10001-20000	228	1.23	3,34,028	5.25
20001-30000	73	0.40	1,74,829	2.75
30001-40000	35	0.19	1,24,587	1.96
40001-50000	11	0.06	49,553	0.78
50001-100000	20	0.11	1,46,290	2.30
100001 & Above	36	0.19	37,92,832	59.59
Total	18,457	100.00	63,64,767	100.00

X. Shareholding Pattern as on 31st March, 2022

S. No.	Category	No. of shareholders	No. of shares held	% to equity
1	Promoter and promoter group:-			
	i) Indian	13	26,67,410	41.91
	ii) Foreign	3	2,66,182	4.18
		16	29,33,592	46.09

S. No.	Category	No. of shareholders	No. of shares held	% to equity
2	Mutual funds/ financial institutions/banks:-			
	Mutual funds	3	3,500	0.06
3	Foreign portfolio investors -CORP	3	1,20,805	1.9
4	Bodies corporate	116	3,00,679	4.72
5	Resident individuals and HUF	17,912	27,60,693	43.38
6	Investors Education and Protection Fund	1	90,632	1.42
7	Others:-			
	i) Clearing members	47	24,486	0.38
	ii) Non-resident Indians	357	1,05,160	1.65
	iii) Trusts	1	8,120	0.13
	iv) NBFC	1	17,100	0.27
		406	1,54,866	2.43
	Total	18,457	63,64,767	100

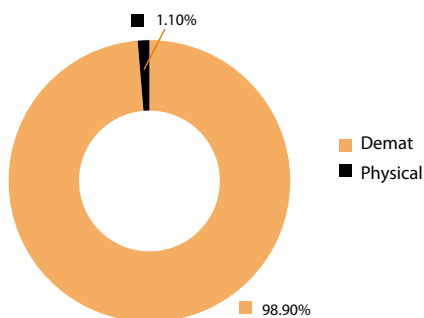
Shareholding Pattern as on 31st March, 2022

Xi. Dematerialization of Shares and Liquidity and Shareholding Profile as on 31st March, 2022

As on 31st March, 2022, 62,94,729 equity shares representing 98.89% of the total equity share capital of the company were held in dematerialized form with National Securities Depository Limited (73.60%) and Central Depository Services (India) Limited (25.29%). The break-up of equity shares held in physical and dematerialized form as on 31st March, 2022 is as follows:

Mode of holding	No of holders	Shares	% to equity
Demat:			
NSDL	7,981	46,84,768	73.60
CDSL	9,956	16,09,961	25.29
Total	17,937	62,94,729	98.90
Physical			
	520	70,038	1.10
Total	18,457	63,64,767	100.00

Shareholding Profile as on 31st March, 2022



Xii. Outstanding GDR'S/ADR'S/Warrants or Any Convertible Instruments

The company has not issued any Global Depository Receipts or American Depository Receipts. There are no warrants or any convertible instruments outstanding as on 31st March, 2022.

Xiii. Credit Ratings

CRISIL has placed its ratings on the bank facilities of the company as given below:

Date of the CRISIL letter	Long term rating	Short term rating
21 st April, 2021	CRISIL BBB+/Negative	CRISIL A2
1 st December, 2021	CRISIL BBB+/Stable	CRISIL A2

Xiv. Address For Correspondence

Contact person	Corporate office address	Contact details
Mrs. Sakshi Mathur Company Secretary & Compliance Officer	Alphageo (India) Limited Plot No. 1, Sagar Society, Road No. 2, Banjara Hills Hyderabad – 500034	Ph: 040-23550502/23550503, Fax: 040-23550238 E-mail: info@alphageoindia.com Website: www.alphageoindia.com

For Alphageo (India) Limited

Hyderabad
27th May, 2022

Dinesh Alla
Chairman and Managing Director

CERTIFICATE

To
The Members of
ALPHAGEO (INDIA) LIMITED

We have examined the compliance of conditions of Corporate Governance by **ALPHAGEO (INDIA) LIMITED** (“the Company”), for the year ended on 31st March, 2022, as stipulated in regulation 15(2) of Securities and Exchange Board of India (Listing Obligations and Disclosure Requirements) Regulations, 2015 Listing Regulations for the period 1st April, 2021 to 31st March, 2022.

The compliance of conditions of Corporate Governance is the responsibility of the Management. Our examination was limited to procedures and implementation thereof, adopted by the company for ensuring the compliance of the conditions of Corporate Governance. It is neither an audit nor an expression of opinion on the financial statements of the company.

In our opinion and to the best of our information and according to the explanations given to us by the Directors, Officers and the Management, we certify that the company has complied with the conditions of Corporate Governance as stipulated in the above mentioned listing regulations.

We further state that such compliance is neither an assurance as to the future viability of the company nor the efficiency or effectiveness with which the Management has conducted the affairs of the company.

For **D.HANUMANTA RAJU & CO**
COMPANY SECRETARIES

CS Mohit Kumar Goyal

Partner

FCS: 9967 CP NO: 12751

UDIN:F009967D000412545

PR NO: 699/2020

Place: Hyderabad
Date: 27th May 2022

CERTIFICATE OF NON-DISQUALIFICATION OF DIRECTORS
(Pursuant to Regulation 34(3) and Schedule V Para C clause (10)(i) of the SEBI
(Listing Obligations and Disclosure Requirements) Regulations, 2015)

To,
The Members of
ALPHAGEO (INDIA) LIMITED
802, Babukhan Estate, Basheerbagh,
Hyderabad – 500 001

We have examined the relevant registers, records, forms, returns and disclosures received from the directors of **ALPHAGEO (INDIA) LIMITED** having CIN: L74210TG1987PLC007580 and having registered office at 802, Babukhan Estate Basheerbagh, Hyderabad–500001 (hereinafter referred to as 'the Company'), produced before us by the company for the purpose of issuing this certificate, in accordance with regulation 34(3) read with Schedule V Para-C sub clause 10(i) of the Securities Exchange Board of India (Listing Obligations and Disclosure Requirements) Regulations, 2015.

In our opinion and to the best of our information and according to the verifications (including Directors Identification Number (DIN) status at the portal, www.mca.gov.in) as considered necessary and explanations furnished to us by the company & its officers, we hereby certify that none of the directors on the board of the company as stated below for the financial year ending on 31st March, 2022 have been debarred or disqualified from being appointed or continuing as directors of companies by the Securities and Exchange Board of India, Ministry of Corporate Affairs, or any such other statutory authority.

Sr. no	Name of director	DIN	Date of appointment in company
1.	Mr. Dinesh Alla	01843423	21/08/1991
2.	Mrs. Savita Alla	00887071	29/05/2014
3.	Mr. Rajesh Alla	01657395	30/09/1992
4.	Mr. Raju Mandapalli	08014543	04/12/2017
5.	Mr. Mahendra Pratap	08591443	17/10/2019
6.	Mr. Vinay Kumar Verma	07603237	07/02/2020

Ensuring the eligibility for the appointment / continuity of every director on the board is the responsibility of the management of the company. Our responsibility is only to express an opinion on this as per our verification. This certificate is neither an assurance as to the future viability of the company nor of the efficiency or effectiveness with which the management has conducted the affairs of the company.

For **D.HANUMANTA RAJU & CO**
COMPANY SECRETARIES

CS Mohit Kumar Goyal
Partner

FCS: 9967 CP NO: 12751
UDIN:F009967D000412490
PR NO: 699/2020

Place: Hyderabad
Date: 27th May 2022

CERTIFICATION OF MANAGING DIRECTOR AND CHIEF FINANCIAL OFFICER**[Pursuant to Regulation 17(8) of the SEBI (Listing Obligations and Disclosure Requirements) Regulations, 2015]**

We, Dinesh Alla, Chairman and Managing Director and Rohini Gade, Chief Financial Officer, to the best of our knowledge and belief, certify that:

- (a) We have reviewed the audited financial statements of the company and of the group for the year ended 31st March, 2022 and these statements:
 - i) do not contain any materially untrue statement or omit of any material fact or contain statements that might be misleading;
 - ii) present a true and fair view of the company's affairs and are in compliance with existing accounting standards, applicable laws and regulations.
- (b) There are no transactions entered into by the company during the year which are fraudulent, illegal or violate of the company's code of conduct.
- (c) We accept responsibility for establishing and maintaining internal controls for financial reporting and that we have evaluated the effectiveness of internal control systems of the company pertaining to financial reporting and have disclosed to the auditors and the audit committee, deficiencies in the design or operation of such internal controls, if any, of which they are aware and the steps we have taken or propose to take to rectify these deficiencies;
- (d) We have indicated to the auditors and the audit committee
 - i) significant changes in internal control over financial reporting during the year;
 - ii) significant changes in accounting policies if any, made during the year and that the same have been disclosed in the notes to the financial statements; and
 - iii) instances, if any, of significant fraud of which we become aware about the involvement therein of the management or an employee having a significant role in the company's internal control system over financial reporting.

Hyderabad
27th May 2022

Dinesh Alla
Chairman and Managing Director

Rohini Gade
Chief Financial Officer

Independent Auditor's Report

To The Members of **ALPHAGEO (INDIA) LIMITED**

Report on the Audit of the Standalone Financial Statements

Opinion

We have audited the accompanying standalone financial statements of **ALPHAGEO (INDIA) LIMITED** ("the Company"), which comprise the Balance Sheet as at 31st March, 2022, and the Statement of Profit and Loss (including Other Comprehensive Income), the Statement of Changes in Equity and the Statement of Cash Flows for the year then ended, and a summary of significant accounting policies and other explanatory information (hereafter referred to as the "standalone financial statements").

In our opinion and to the best of our information and according to the explanations given to us, the aforesaid standalone financial statements give the information required by the Companies Act, 2013 (the "Act") in the manner so required and give a true and fair view in conformity with the Indian Accounting Standards prescribed under section 133 of the Act read with the Companies (Indian Accounting Standards) Rules, 2015, as amended, ("IND AS") and other accounting principles generally accepted in India, of the state of affairs of the Company as at 31st March, 2022, and its profit, total comprehensive income, the changes in equity and its cash flows for the year ended on that date.

Basis for Opinion

We conducted our audit in accordance with the Standards on Auditing (SAs) specified under section 143(10) of the Act. Our responsibilities under those Standards are further described in the Auditor's Responsibility for the Audit of the Standalone Financial Statements section of our report. We are independent of the Company in accordance with the Code of Ethics issued by the Institute of Chartered Accountants of India (ICAI) together with the ethical requirements that are relevant to our audit of the standalone financial statements under the provisions of the Act and the Rules made thereunder and we have

fulfilled our other ethical responsibilities in accordance with these requirements and the ICAI's Code of Ethics. We believe that the audit evidence obtained by us is sufficient and appropriate to provide a basis for our opinion on the standalone financial statements.

Emphasis of Matter

1. We draw your attention to note no 37 of the Standalone IND AS financial Statements, according to which the company had received notice of demand under section 156 of the Income Tax Act 1961, against which company has preferred an appeal before the relevant appellate authorities within the prescribed time. Management expects positive outcome of these appeals. Accordingly, the said demand in the note above is disclosed under contingent liability.
2. We draw your attention to note no. 31(d) to the Standalone IND AS financial statements, where in management considered trade receivables outstanding more than one year amounting to ₹796.40 Lakhs as being good and fully recoverable for the reasons described in the aforesaid note. Accordingly, no expected credit loss provision has been made in accordance with IND AS 109.

Key audit matters

Key audit matters are those matters that, in our professional judgement, were of most significance in our audit of the standalone financial statements of the current period. These matters were addressed in the context of our audit of the standalone financial statements as a whole, and in forming our opinion thereon, and we do not provide a separate opinion on these matters. We have determined the matters described below to be the key audit matters to be communicated in our report.

Sr. No.	Key Audit Matter	Auditor's Response
1.	<p>Accuracy of revenue recognition:</p> <p>Measurement of Liquidated damages/Contractual Deductions involves critical estimates.</p> <p>As per IND AS 115 Revenue should be recognised when (or as) an entity transfers control of goods or services to a customer at the amount to which an entity expects to be entitled.</p> <p>As per the standard, Company is required to recognise the revenue at the amount of the transaction price. While determining the transaction price, an entity is required to consider the effects of all of the following:</p> <ul style="list-style-type: none"> • Variable consideration • Constraining estimates of variable consideration • Consideration payable to a customer. <p>Applying the principles of IND AS 115 to the given case, Critical Estimates involved as detailed below.</p> <p>Estimate the amount of consideration, Where the contractual deductions are inherent in determination of transaction price:</p> <p>Estimated Liquidated damages are critical estimate to determine the variable consideration. This estimate has an inherent uncertainty as the deductions will be impacted based on the work to be executed in future in accordance with the contract.</p> <p>Refer Notes 20 to the Standalone financial statements.</p>	<p>Principal audit procedures performed:</p> <ul style="list-style-type: none"> • Based on our knowledge gained through Company's contract with customer and work completed till date, we reviewed the management workings on the calculation of Transaction price adjustment w.r.t to variable consideration i.e., adjustment of transaction price for the contractual deductions. • We also considered the historical accuracy of estimates made by management. • We further challenged management's contract risk assessments by enquiries, and review of correspondence with customers where available.

Information Other than the Financial Statements and Auditor's Report Thereon

- The Company's Board of Directors is responsible for the other information. The other information comprises the information included in the Management Discussion and Analysis, Board's Report including Annexures to Board's Report, Corporate Governance and Shareholder's Information, but does not include the consolidated financial statements, standalone financial statements and our auditor's report thereon.
- Our opinion on the standalone financial statements does not cover the other information and will not express any form of assurance conclusion thereon.
- In connection with our audit of the standalone financial statements, our responsibility is to read the

other information and, in doing so, consider whether the other information is materially inconsistent with the standalone financial statements or our knowledge obtained during the course of our audit or otherwise appears to be materially misstated.

- If, based on the work we have performed, we conclude that there is a material misstatement of this other information, we are required to report that fact. We have nothing to report in this regard.

Management's Responsibility for the Standalone Financial Statements

The Company's Board of Directors is responsible for the matters stated in section 134(5) of the Act with respect to the preparation of these standalone financial statements that give a true and fair view of the financial position, financial performance including other comprehensive

income, cash flows and changes in equity of the Company in accordance with the IND AS and other accounting principles generally accepted in India. This responsibility also includes maintenance of adequate accounting records in accordance with the provisions of the Act for safeguarding the assets of the Company and for preventing and detecting frauds and other irregularities; selection and application of appropriate accounting policies; making judgments and estimates that are reasonable and prudent; and design, implementation and maintenance of adequate internal financial controls, that were operating effectively for ensuring the accuracy and completeness of the accounting records, relevant to the preparation and presentation of the standalone financial statement that give a true and fair view and are free from material misstatement, whether due to fraud or error.

In preparing the standalone financial statements, Board of Directors is responsible for assessing the Company's ability to continue as a going concern, disclosing, as applicable, matters related to going concern and using the going concern basis of accounting unless management either intends to liquidate the Company or to cease operations, or has no realistic alternative but to do so.

The Board of Directors is also responsible for overseeing the Company's financial reporting process.

Auditor's Responsibility for the Audit of the Standalone Financial Statements

Our objectives are to obtain reasonable assurance about whether the standalone financial statements as a whole are free from material misstatement, whether due to fraud or error, and to issue an auditor's report that includes our opinion. Reasonable assurance is a high level of assurance, but is not a guarantee that an audit conducted in accordance with SAs will always detect a material misstatement when it exists. Misstatements can arise from fraud or error and are considered material if, individually or in the aggregate, they could reasonably be expected to influence the economic decisions of users taken on the basis of these standalone financial statements.

As part of an audit in accordance with SAs, we exercise professional judgement and maintain professional skepticism throughout the audit. We also:

- Identify and assess the risks of material misstatement of the standalone financial statements, whether due to fraud or error, design and perform audit procedures responsive to those risks, and obtain audit evidence that is sufficient and appropriate to provide a basis for our opinion. The risk of not detecting a material misstatement resulting from fraud is higher than for one resulting from error, as fraud may involve collusion, forgery, intentional omissions, misrepresentations, or the override of internal control.
- Obtain an understanding of internal financial control relevant to the audit in order to design audit procedures that are appropriate in the circumstances. Under section 143(3)(i) of the Act, we are also responsible for expressing our opinion on whether the Company has adequate internal financial controls system in place and the operating effectiveness of such controls.
- Evaluate the appropriateness of accounting policies used and the reasonableness of accounting estimates and related disclosures made by the management.
- Conclude on the appropriateness of management's use of the going concern basis of accounting and, based on the audit evidence obtained, whether a material uncertainty exists related to events or conditions that may cast significant doubt on the Company's ability to continue as a going concern. If we conclude that a material uncertainty exists, we are required to draw attention in our auditor's report to the related disclosures in the standalone financial statements or, if such disclosures are inadequate, to modify our opinion. Our conclusions are based on the audit evidence obtained up to the date of our auditor's report. However, future events or conditions may cause the Company to cease to continue as a going concern.
- Evaluate the overall presentation, structure and content of the standalone financial statements, including the disclosures, and whether the standalone financial statements represent the underlying transactions and events in a manner that achieves fair presentation.

Materiality is the magnitude of misstatements in the standalone financial statements that, individually or

in aggregate, makes it probable that the economic decisions of a reasonably knowledgeable user of the standalone financial statements may be influenced. We consider quantitative materiality and qualitative factors in (i) planning the scope of our audit work and in evaluating the results of our work; and (ii) to evaluate the effect of any identified misstatements in the standalone financial statements.

We communicate with those charged with governance regarding, among other matters, the planned scope and timing of the audit and significant audit findings, including any significant deficiencies in internal control that we identify during our audit.

We also provide those charged with governance with a statement that we have complied with relevant ethical requirements regarding independence, and to communicate with them all relationships and other matters that may reasonably be thought to bear on our independence, and where applicable, related safeguards.

From the matters communicated with those charged with governance, we determine those matters that were of most significance in the audit of the standalone financial statements of the current period and are therefore the key audit matters. We describe these matters in our auditor's report unless law or regulation precludes public disclosure about the matter or when, in extremely rare circumstances, we determine that a matter should not be communicated in our report because the adverse consequences of doing so would reasonably be expected to outweigh the public interest benefits of such communication.

Report on Other Legal and Regulatory Requirements

1. As required by Section 143(3) of the Act, based on our audit we report that:
 - a) We have sought and obtained all the information and explanations which to the best of our knowledge and belief were necessary for the purposes of our audit.
 - b) In our opinion, proper books of account as required by law have been kept by the Company so far as it appears from our examination of those books.
 - c) The Balance Sheet, the Statement of Profit

and Loss including Other Comprehensive Income, Statement of Changes in Equity and the Statement of Cash Flows dealt with by this Report are in agreement with the books of account.

- d) In our opinion, the aforesaid standalone financial statements comply with the IND AS specified under Section 133 of the Act.
- e) On the basis of the written representations received from the directors as on 31st March, 2022 taken on record by the Board of Directors, none of the directors is disqualified as on 31st March, 2022 from being appointed as a director in terms of Section 164 (2) of the Act.
- f) With respect to the adequacy of the internal financial controls over financial reporting of the Company and the operating effectiveness of such controls, refer to our separate Report in "Annexure A". Our report expresses Unmodified opinion on the operating effectiveness of the Company's internal financial controls over financial reporting.
- g) With respect to the other matters to be included in the Auditor's Report in accordance with the requirements of section 197(16) of the Act, as amended,

In our opinion and to the best of our information and according to the explanations given to us, the remuneration paid by the Company to its directors during the year is in accordance with the provisions of section 197 of the Act.

- h) With respect to the other matters to be included in the Auditor's Report in accordance with Rule 11 of the Companies (Audit and Auditors) Rules, 2014, as amended in our opinion and to the best of our information and according to the explanations given to us:
 - i. The company has disclosed the impact of pending litigation on its financial position as stated in Note no 31 to the Standalone IND AS Financial Statements.
 - ii. The Company has made provision, as required under the applicable law

- or accounting standards, for material foreseeable losses, if any, on long-term contracts, the company doesn't have derivative contracts;
- iii. There has been no delay in transferring amounts, required to be transferred, to the Investor Education and Protection Fund by the Company.
 - iv. (a) The Management has represented that, to the best of its knowledge and belief, no funds (which are material either individually or in the aggregate) have been advanced or loaned or invested (either from borrowed funds or share premium or any other sources or kind of funds) by the Company to or in any other person or entity, including foreign entity ("Intermediaries"), with the understanding, whether recorded in writing or otherwise, that the Intermediary shall, whether, directly or indirectly lend or invest in other persons or entities identified in any manner whatsoever by or on behalf of the Company ("Ultimate Beneficiaries") or provide any guarantee, security or the like on behalf of the Ultimate Beneficiaries;
 - (b) The Management has represented, that, to the best of its knowledge and belief, no funds (which are material either individually or in the aggregate) have been received by the Company from any person or entity, including foreign entity ("Funding Parties"), with the understanding, whether recorded in writing or otherwise, that the Company shall, whether, directly or indirectly, lend or invest in other persons or entities identified in any manner whatsoever by or on behalf of the Funding Party ("Ultimate Beneficiaries") or provide any guarantee, security or the like on behalf of the Ultimate Beneficiaries;
 - (c) Based on the audit procedures that have been considered reasonable and appropriate in the circumstances, nothing has come to our notice that has caused us to believe that the representations under sub-clause (i) and (ii) of Rule 11(e), as provided under (a) and (b) above, contain any material misstatement.
 - v. As stated in Note 45 to the standalone IND AS financial statements
 - (a) The final dividend proposed in the previous year, declared and paid by the Company during the year is in accordance with Section 123 of the Act, as applicable.
 - (b) The company has not issued any interim dividend during the year.
 - (c) The Board of Directors of the Company have proposed final dividend for the year which is subject to the approval of the members at the ensuing Annual General Meeting. The amount of dividend proposed is in accordance with section 123 of the Act, as applicable
2. As required by the Companies (Auditor's Report) Order, 2020 ("the Order") issued by the Central Government in terms of Section 143(11) of the Act, we give in "Annexure B" a statement on the matters specified in paragraphs 3 and 4 of the Order.

For **MAJETI & CO**
Chartered Accountants
Firm's Registration No: 0159755

Kowshik Anna
Partner

Place: Hyderabad
Date: May 27, 2022

Membership No:244172
UDIN No: 22244172AJTRBT9188

Annexure “A” to the independent auditor’s report

(Referred to in paragraph 1(f) under ‘Report on Other Legal and Regulatory Requirements’ section of our report of even date)

Report on the Internal Financial Controls Over Financial Reporting under Clause (i) of Sub-section 3 of Section 143 of the Companies Act, 2013 (“the Act”)

We have audited the internal financial controls over financial reporting of **ALPHAGEO (INDIA) LIMITED** (“the Company”) as of 31st March, 2022 in conjunction with our audit of the standalone IND AS financial statements of the Company for the year ended on that date.

Management’s Responsibility for Internal Financial Controls

The Company’s management is responsible for establishing and maintaining internal financial controls based on “the internal control over financial reporting criteria established by the Company considering the essential components of internal control stated in the Guidance Note on Audit of Internal Financial Controls Over Financial Reporting issued by the Institute of Chartered Accountants of India”. These responsibilities include the design, implementation and maintenance of adequate internal financial controls that were operating effectively for ensuring the orderly and efficient conduct of its business, including adherence to company’s policies, the safeguarding of its assets, the prevention and detection of frauds and errors, the accuracy and completeness of the accounting records, and the timely preparation of reliable financial information, as required under the Companies Act, 2013.

Auditor’s Responsibility

Our responsibility is to express an opinion on the Company’s internal financial controls over financial reporting of the Company based on our audit. We conducted our audit in accordance with the Guidance Note on Audit of Internal Financial Controls Over Financial Reporting (the “Guidance Note”) issued by the Institute of Chartered Accountants of India and the Standards on Auditing prescribed under Section 143(10) of the Companies Act, 2013, to the extent applicable to an audit of internal financial controls. Those Standards and the Guidance Note require that we comply with ethical requirements and plan and perform the audit to

obtain reasonable assurance about whether adequate internal financial controls over financial reporting was established and maintained and if such controls operated effectively in all material respects.

Our audit involves performing procedures to obtain audit evidence about the adequacy of the internal financial controls system over financial reporting and their operating effectiveness. Our audit of internal financial controls over financial reporting included obtaining an understanding of internal financial controls over financial reporting, assessing the risk that a material weakness exists, and testing and evaluating the design and operating effectiveness of internal control based on the assessed risk. The procedures selected depend on the auditor’s judgement, including the assessment of the risks of material misstatement of the financial statements, whether due to fraud or error.

We believe that the audit evidence we have obtained is sufficient and appropriate to provide a basis for our audit opinion on the Company’s internal financial controls system over financial reporting.

Meaning of Internal Financial Controls Over Financial Reporting

A company’s internal financial control over financial reporting is a process designed to provide reasonable assurance regarding the reliability of financial reporting and the preparation of financial statements for external purposes in accordance with generally accepted accounting principles. A company’s internal financial control over financial reporting includes those policies and procedures that (1) pertain to the maintenance of records that, in reasonable detail, accurately and fairly reflect the transactions and dispositions of the assets of the company; (2) provide reasonable assurance that transactions are recorded as necessary to permit preparation of financial statements in accordance with generally accepted accounting principles, and

that receipts and expenditures of the company are being made only in accordance with authorisations of management and directors of the company; and (3) provide reasonable assurance regarding prevention or timely detection of unauthorised acquisition, use, or disposition of the company's assets that could have a material effect on the financial statements.

Inherent Limitations of Internal Financial Controls Over Financial Reporting

Because of the inherent limitations of internal financial controls over financial reporting, including the possibility of collusion or improper management override of controls, material misstatements due to error or fraud may occur and not be detected. Also, projections of any evaluation of the internal financial controls over financial reporting to future periods are subject to the risk that the internal financial control over financial reporting may become inadequate because of changes in conditions, or that the degree of compliance with the policies or procedures may deteriorate.

Opinion

In our opinion, to the best of our information and according to the explanations given to us the Company has, in all material respects, an adequate internal financial controls system over financial reporting and such internal financial controls over financial reporting were operating effectively as at 31st March, 2022, based on "the criteria for internal financial control over financial reporting established by the Company considering the essential components of internal control stated in the Guidance Note on Audit of Internal Financial Controls Over Financial Reporting issued by the Institute of Chartered Accountants of India".

For **MAJETI & CO**
Chartered Accountants
Firm's Registration No: 015975S

Kowshik Anna
Partner

Place: Hyderabad
Date: May 27, 2022

Membership No:244172
UDIN No: 22244172AJTRBT9188

Annexure B to Independent Auditors' Report

(Referred to in paragraph 2 under 'Report on Other Legal and Regulatory Requirements' section of our report of even date)

- i. In Respect of the Company's Property Plant and Equipment and Intangible Assets:
 - a) A) The Company is maintaining proper records showing full particulars, including quantitative details and situation of Property, Plant and Equipment.
 - B) The Company is maintaining proper records showing full particulars of Intangible Assets.
 - b) The Property Plant and Equipment of the Company have been physically verified by the Management during the year and no material discrepancies have been noticed on such verification. In our opinion, the frequency of verification is reasonable.
 - c) The title deeds of immovable properties (other than immovable properties where the Company is the lessee and the lease agreements are duly executed in favour of the lessee) disclosed in the note no 3 to standalone financial statements are held in the name of the Company.
 - d) The company has not revalued Property, Plant and Equipment and Intangible Assets during the year.
 - e) Based on the information and explanation furnished to us, no Proceeding have been initiated during the year or are pending against the Company for holding any benami property under the Benami Transactions (Prohibition) Act, 1988 (as amended in 2016) and rules made thereunder.
- ii. a) The physical verification of inventory has been conducted at reasonable intervals by the Management during the year. The discrepancies noticed on physical verification of inventory as compared to book records were not material and have been appropriately dealt with in the books of accounts.
- b) According to the information and explanations given to us and on the basis of our examination of the records of the Company, the Company has been sanctioned working capital limits in excess of five Crore rupees, in aggregate, from banks on the basis of security of current assets. In our opinion, the quarterly returns or statements filed by the Company with such banks are in agreement with the books of account of the Company.
- iii. The Company has not made any investments, granted secured/ unsecured loans/advances in nature of loans, or stood guarantee, or provided security to any parties and, there are no outstanding loans and advances at the beginning of the year. Therefore, the reporting under clause 3(iii), (iii)(a), (iii)(b), (iii)(c), (iii)(d), (iii)(e) and (iii)(f) of the Order are not applicable to the Company.
- iv. According to the information and explanations given to us and on the basis of our examination of the records, the Company has not given any loans, or provided any guarantee or security as specified under Section 185 of the Companies Act, 2013 and the Company has not provided any loans or guarantee or security as specified under Section 186 of the Companies Act, 2013. Further, the Company has complied with the provisions of Section 186 of the Companies Act, 2013 in relation to investments made.
- v. The Company has not accepted any deposits from the public within the meaning of Sections 73, 74, 75 and 76 of the Act and the Rules framed there under to the extent notified.
- vi. The Central Government of India has not specified the maintenance of cost records under sub-section (1) of Section 148 of the Act for any of the products of the Company.
- vii. a) In our opinion, the Company is generally regular in depositing undisputed statutory dues, including Goods and Service tax (GST) provident fund, employees' state insurance, income tax, duty of customs, cess and other material statutory dues as applicable, with the

appropriate authorities. As confirmed by the management sales tax, service tax, duty of excise and value added tax are not applicable to the company.

- b) According to the information and explanations given to us and the records of the Company examined by us, the particulars of statutory dues referred to in sub- clause (a) as at 31st March, 2022 which have not been deposited on account of a dispute, are as follows:

Nature of the Statute	Nature of Dues	Forum	Period	Amount (in Lakhs)
The Income Tax Act, 1961	Income tax	Commissioner of Income-tax (Appeals), Hyderabad	AY 2014-15 to AY 2020-21	601.58

- viii. According to the information and explanations given to us and the records of the company examined by us, there are no transactions in the books of account that has been surrendered or disclosed as income during the year in the tax assessments under the Income Tax Act, 1961, that has not been recorded in the books of account.
- ix. a) According to the records of the Company examined by us and the information and explanation given to us, the Company has not defaulted in repayment of loans or borrowings to any financial institution or bank or Government during the year.
- b) According to the information and explanations given to us and on the basis of our audit procedures, we report that the company has not been declared wilful Defaulter by any bank or financial institution or government or any government authority.
- c) According to the records of the Company examined by us and the information and explanations given to us, the Company has not obtained any term loans.
- d) According to the information and explanations given to us, and the procedures performed by us, and on an overall examination of the financial statements of the Company, we report that no funds raised on short-term basis have been used for long-term purposes by the Company.
- e) According to the information and explanations given to us and on an overall examination of the financial statements of the Company we report that the Company has not taken any funds from any entity or person on account of or to meet the obligations of its subsidiaries.
- We report that the Company did not have joint ventures or associate companies during the year.
- f) According to the information and explanations given to us and procedures performed by us, we report that the company has not raised loans during the year on the pledge of securities held in its subsidiaries.
- x. a) The Company has not raised any money by way of initial public offer or further public offer (including debt instruments) during the year. Accordingly, the reporting under clause 3(x)(a) of the Order is not applicable to the Company.
- b) The Company has not made any preferential allotment or private placement of shares or fully or partly convertible debentures during the year under review. Hence reporting under clause 3(x)(b) is not applicable.
- xi. a) we have neither come across any instance of fraud by the Company or on the Company by its officers or employees, noticed or reported during the year, nor have we been informed of any such case by the Management.
- b) During the course of our examination of the books and records of the Company, carried out in accordance with the generally accepted auditing practices in India, and according to the information and explanations given to us, a report under Section 143(12) of the Act,

- in Form ADT-4, as prescribed under rule 13 of Companies (Audit and Auditors) Rules, 2014 was not required to be filed with the Central Government. Accordingly, the reporting under clause 3(xi)(b) of the Order is not applicable to the Company.
- c) During the course of our examination of the books and records of the Company carried out in accordance with the generally accepted auditing practices in India, and according to the information and explanations given to us, and as represented to us by the management, no whistle-blower complaints have been received during the year by the Company. Accordingly, the reporting under clause 3(xi)(c) of the Order is not applicable to the Company.
- xii. As the Company is not a Nidhi Company and the Nidhi Rules, 2014 are not applicable to the Company. Hence reporting under clause 3(xii)(a), (b), (c) are not applicable.
- xiii. The Company has entered into transactions with related parties in compliance with the provisions of Sections 177 and 188 of the Act. The details of such related party transactions have been disclosed in the Standalone financial statements as required under Indian Accounting Standard (IND AS) 24, Related Party Disclosures specified under Section 133 of the Act.
- xiv. a) In our opinion and according to the information and explanation given to us, the Company has an internal audit system commensurate with the size and nature of its business.
- b) The internal audit reports of the Company issued till the date of the audit report, for the period under audit have been considered by us.
- xv. The Company has not entered into any non cash transactions with its directors or persons connected with him. Accordingly, the provisions of Clause 3(xv) of the Order are not applicable to the Company.
- xvi. a) The Company is not required to be registered under Section 45-IA of the Reserve Bank of India Act, 1934. Accordingly, the reporting under clause 3(xvi)(a) of the Order is not applicable to the Company.
- b) The Company has not conducted any non-banking financial / housing finance activities during the year. Accordingly, the reporting under clause 3(xvi)(b) of the Order is not applicable to the Company.
- c) The Company is not a Core Investment Company (CIC) as defined in the regulations made by the Reserve Bank of India. Accordingly, the reporting under clause 3(xvi)(c) of the Order is not applicable to the Company.
- d) According to the information and explanations provided to us during the course of audit, the Group does not have any CIC. Accordingly, the requirements of clause 3(xvi)(d) are not applicable.
- xvii. The Company has not incurred any cash loss during the financial year covered by our audit and the immediately preceding financial year.
- xviii. There has been no resignation of the statutory auditors during the year and accordingly the reporting under clause (xviii) is not applicable.
- xix. According to the information and explanation given to us and on the basis of the financial Ratios (Also Refer Note 46 to the IND AS Standalone Financial Statements), ageing and expected dates of realisation of financial assets and payment of financial liabilities, other information accompanying the financial statements, our knowledge of the Board of Directors and management plans and based on our examination of the evidence supporting the assumptions, nothing has come to our attention, which causes us to believe that any material uncertainty exists as on the date of the audit report that Company is not capable of meeting its liabilities existing at the date of balance sheet as and when they fall due within a period of one year from the balance sheet date. We, however, state that this is not an assurance as to the future viability of the Company. We further state that our reporting is based on the facts up to the date of the audit report and we neither give any guarantee nor

any assurance that all liabilities falling due with in a period of one year from the balance sheet date will get discharged by, the Company as and when they fall due.

- xx. a) In respect of other than ongoing projects, as at balance sheet date, the Company does not have any amount remaining unspent under Section 135(5) of the Act. Accordingly, reporting under clause 3(xx)(a) of the Order is not applicable.
- b) The Company has transferred the amount of Corporate Social Responsibility remaining unspent under sub-section (5) of Section

135 of the Act pursuant to ongoing projects to a Special account within a period of 30 days from the end of the said financial year in compliance with the provision of section 135(6) of the Act. (Also Refer Note 30(b) to the Standalone IND AS Financial statements.

For **MAJETI & CO**
Chartered Accountants
Firm's Registration No: 0159755

Kowshik Anna
Partner
Membership No:244172
UDIN No: 22244172AJTRBT9188

Place: Hyderabad
Date: May 27, 2022

Balance Sheet as at 31st March, 2022

(All amounts in Indian ₹ lakhs, unless otherwise stated)

Particulars	Note No.	As at 31 st March, 2022	As at 31 st March, 2021
ASSETS			
I Non-current assets			
(a) Property, plant and equipment	3	5,282.33	6,964.99
(b) Capital work-in-progress	3	119.37	219.83
(c) Intangible assets	4	-	-
(d) Financial assets			
(i) Investments	5(i)	1,336.54	1,336.54
(ii) Others	6	300.03	-
(e) Deferred tax assets (net)	7	1,231.47	1,258.90
(f) Other assets	8 (i)	8.15	66.11
Total non-current assets		8,277.89	9,846.37
II Current assets			
(a) Inventories	10	69.90	136.25
(b) Financial assets			
(i) Investments	5(ii)	2,566.70	309.60
(ii) Trade receivables	11	8,242.79	8,812.04
(iii) Cash and cash equivalents	12	7,928.58	3,239.45
(iv) Bank balances other than cash and cash equivalents	13	735.82	785.11
(v) Others	21(a)	-	1,888.20
(c) Other assets	8 (ii)	176.95	590.73
(d) Income tax assets (net)	9	127.21	2,498.49
Total current assets		19,847.95	18,259.87
TOTAL ASSETS		28,125.84	28,106.24
EQUITY AND LIABILITIES			
III Equity			
(a) Equity share capital	14	637.84	637.84
(b) Other equity		23,661.13	22,816.40
Total equity		24,298.97	23,454.24
IV Non-current liabilities			
(a) Financial liabilities			
(i) Borrowings	15(i)	-	3.64
(b) Provisions	16(i)	111.67	73.80
Total non-current liabilities		111.67	77.44
V Current liabilities			
(a) Financial liabilities			
(i) Borrowings	15(ii)	-	3.46
(ii) Trade payables:			
- dues to micro and small enterprises (Refer note: 38 & 39)		-	-
- dues to others		2,850.83	3,279.05
(iii) Other financial liabilities	17	586.91	1,169.09
(b) Other current liabilities	18	134.75	103.41
(c) Provisions	16(ii)	15.60	19.55
(d) Income tax liabilities (net)	19	127.11	-
Total current liabilities		3,715.20	4,574.56
Total liabilities		3,826.87	4,652.00
TOTAL EQUITY AND LIABILITIES		28,125.84	28,106.24

The accompanying notes are an integral part of the financial statements

As per our report of even date

For MAJETI & CO.

Chartered Accountants

Firm's registration number: 0159755

Kowshik Anna

Partner

Membership number: 244172

Hyderabad

May 27, 2022

For and on behalf of the Board

Dinesh Alla

Chairman and Managing Director

DIN No: 01843423

Rohini Gade

Chief Financial Officer

Savita Alla

Joint Managing Director

DIN No: 00887071

Sakshi Mathur

Company Secretary

Statement of Profit and Loss for the year ended 31st March, 2022

(All amounts in Indian ₹ lakhs, unless otherwise stated)

Particulars	Note No.	For the year ended 31 st March, 2022	For the year ended 31 st March, 2021
I Revenue from operations	20	15,488.26	14,309.87
II Other income	21	509.64	2,252.74
III Total income (I+II)		15,997.90	16,562.61
IV Expenses			
Geophysical survey and related expenses	22	10,074.95	9,536.46
Employee benefits expense	23	1,616.02	1,166.56
Finance costs	24	106.64	177.89
Depreciation and amortisation expense	25	1,881.60	2,593.34
Contract closure charges	26	-	1,169.19
Other expenses	27	456.00	918.21
Total expenses (IV)		14,135.21	15,561.65
V Profit before exceptional items and tax (III-IV)		1,862.69	1,000.96
VI Exceptional items		-	-
VII Profit before tax (V-VI)		1,862.69	1,000.96
VIII Income tax expense			
Current tax	28	515.74	553.00
Deferred tax	29	18.77	(295.20)
Total income tax expense (VIII)		534.51	257.80
IX Profit for the year (VII-VIII)		1,328.18	743.16
X Other comprehensive income			
A Items that will not be reclassified to profit and loss			
Remeasurement of post employment benefit obligations	32(D)	34.39	0.97
income tax on the above	28	(8.66)	(0.25)
B Items that will be reclassified to profit or loss		-	-
Income tax relating to items that will not be reclassified to profit or loss		-	-
Other comprehensive income after tax for the year (X)		25.73	0.72
XI Total comprehensive income for the year (IX+X)		1,353.91	743.88
XII Earnings per share (par value of ₹10 each)			
Basic		20.87	11.68
Diluted	43	20.87	11.68

The accompanying notes are an integral part of the financial statements

As per our report of even date**For MAJETI & CO.**

Chartered Accountants

Firm's registration number: 0159755

Kowshik Anna

Partner

Membership number: 244172

Hyderabad

May 27, 2022

For and on behalf of the Board**Dinesh Alla**

Chairman and Managing Director

DIN No: 01843423

Rohini Gade

Chief Financial Officer

Savita Alla

Joint Managing Director

DIN No: 00887071

Sakshi Mathur

Company Secretary

Statement of Changes in Equity

For the year ended 31st March, 2022

A Equity Share Capital

(All amounts in Indian ₹ lakhs, unless otherwise stated)

Paid up equity share capital	Note No.	No of Shares	Amount
Issued, subscribed and paid up Equity shares of ₹10/- each		63,64,767	636.48
Amount originally paid up on forfeited share		-	1.36
As at 31st March, 2020		63,64,767	637.84
Change during the year		-	-
As at 31st March, 2021		63,64,767	637.84
Change during the year		-	-
As at 31st March, 2022	14	63,64,767	637.84

B Other equity

	Reserves and surplus				Other comprehensive income	Total other equity
	Capital reserve	Securities premium	General reserve	Retained earnings		
Balance as at 1 st April, 2020	161.18	5,491.47	400.00	16,027.17	(7.30)	22,072.52
Profit for the year	-	-	-	743.16	-	743.16
Remeasurements of defined benefits plan, net of income tax	-	-	-	-	0.72	0.72
Total comprehensive income for the year	-	-	-	743.16	0.72	743.88
Balance as at 31st March, 2021	161.18	5,491.47	400.00	16,770.33	(6.58)	22,816.40
Balance as at 1 st April, 2021	161.18	5,491.47	400.00	16,770.33	(6.58)	22,816.40
Profit for the year	-	-	-	1,328.18	-	1,328.18
Remeasurements of defined benefits plan, net of income tax	-	-	-	-	25.73	25.73
Total comprehensive income for the year	-	-	-	1,328.18	25.73	1,353.91
Transactions with owners in their capacity as owners:						
Dividend	-	-	-	(509.18)	-	(509.18)
Balance as at 31st March, 2022	161.18	5,491.47	400.00	17,589.33	19.15	23,661.13

The accompanying notes are an integral part of the financial statements

Nature and purpose of reserves

(i) **Capital reserve:**

Represents money received on warrents forfeited for failure in compliance with terms of issue.

(ii) **Securities premium :**

Represents premium received on issue of securities, mandatorily to be utilised in accordance with the provisions of the Companies Act, 2013.

(iii) **General reserve:**

General reserve, created out of profits of the company, will be utilised for meeting future contingencies and losses if any

As per our report of even date

For MAJETI & CO.

Chartered Accountants

Firm's registration number: 0159755

Kowshik Anna

Partner

Membership number: 244172

Hyderabad

May 27, 2022

For and on behalf of the Board

Dinesh Alla

Chairman and Managing Director

DIN No: 01843423

Rohini Gade

Chief Financial Officer

Savita Alla

Joint Managing Director

DIN No: 00887071

Sakshi Mathur

Company Secretary

Statement of Cash Flows

For the year ended 31st March, 2022

(All amounts in Indian ₹ lakhs, unless otherwise stated)

Particulars	For the year ended 31 st March, 2022	For the year ended 31 st March, 2021
A Cash flow from operating activities		
Profit before income tax	1,862.69	1,000.96
Adjustments for:		
Depreciation and amortisation expense	1,881.60	2,593.34
Unrealised foreign exchange gain (net)	-	5.32
Interest income	(356.30)	(233.95)
Provision no longer required written back	-	(106.03)
Finance costs	106.64	177.89
Performance guarantee receivable	-	(1,888.20)
Profit on redemption of current investments	(35.97)	-
Net fair value (gain) on investments measured at Fair value through profit and loss	(57.96)	(8.74)
(Profit) on sale of property, plant and equipment (net)	(30.61)	(15.82)
Book deficit on assets discarded	-	374.05
Operating profit before working capital changes	3,370.09	1,898.82
Adjustments for:		
Trade receivables and other assets	2,929.19	(83.80)
Inventories	66.35	(33.41)
Trade payables, other liabilities and provisions	(430.80)	374.94
Cash generated from operating activities	5,934.83	2,156.55
Income tax (paid) / refund (net)	1,982.65	865.58
Net cash generated from operating activities (A)	7,917.48	3,022.13
B Cash flows from investing activities		
Purchase of property, plant and equipment, capital work-in-progress	(636.71)	(2,422.49)
Investment in subsidiary	-	(6.00)
Proceeds from redemption of current investments	336.83	-
Purchase of current investments	(2,500.00)	(300.86)
Proceeds from disposal of property, plant and equipment	84.35	50.23
Deposits/ (withdrawals) from banks	(218.91)	746.65
Interest received	329.01	285.84
Net cash (outflow) from investing activities (B)	(2,605.43)	(1,646.63)
C Cash flows from financing activities		
(Repayment) of non-current borrowings	(3.64)	(3.03)
(Repayment) of current borrowings (net)	(3.46)	(2,616.96)
Finance costs paid	(106.64)	(177.89)
Dividends paid to company's shareholders	(509.18)	-
Net cash (outflow)/inflow from financing activities (C)	(622.92)	(2,797.88)

(Contd. to next page)

Statement of Cash Flows

For the year ended 31st March, 2022

(All amounts in Indian ₹ lakhs, unless otherwise stated)

Particulars	For the year ended 31 st March, 2022	For the year ended 31 st March, 2021
D Net increase/ (decrease) in cash and cash equivalents (A+B+C)	4,689.13	(1,422.38)
Exchange difference on translation of foreign currency cash and cash equivalents *	-	-
Cash and cash equivalents at the beginning of the year	3,239.45	4,661.83
E Cash and cash equivalents at end of the year	7,928.58	3,239.45
F Reconciliation of cash and cash equivalents as per cash flow statement		
Cash and cash equivalents as per above comprise of the following: Cash and cash equivalents (Refer note :12)	7,928.58	3,239.45
Balance as per statement of cash flows	7,928.58	3,239.45

* Amount is below the rounding off norms

The accompanying notes are an integral part of the financial statements

- 1 The cash flow statement has been prepared under the indirect method as set out in IND AS 7 "Statement of cash flows".
- 2 Previous year figures have been regrouped /reclassified to conform to current year classification.
- 3 Taxes paid are treated as arising from operating activities and are not bifurcated between investing and financing activities.

As per our report of even date

For MAJETI & CO.

Chartered Accountants

Firm's registration number: 0159755

Kowshik Anna

Partner

Membership number: 244172

Hyderabad

May 27, 2022

For and on behalf of the Board

Dinesh Alla

Chairman and Managing Director

DIN No: 01843423

Rohini Gade

Chief Financial Officer

Savita Alla

Joint Managing Director

DIN No: 00887071

Sakshi Mathur

Company Secretary

Notes annexed to and forming part of the financial statements

1. Corporate Information

- 1.1 Alphageo (India) Limited (the Company or AGIL) is a public limited company incorporated in the year 1987 under the provisions of erstwhile Companies Act, 1956 having its registered office at Hyderabad in the state of Telangana, India. The Equity Shares of the Company are listed with Stock Exchanges in India viz., BSE Limited, Mumbai and the National Stock Exchange of India Limited, Mumbai.
- 1.2 The Company is providing Geophysical Seismic Data Acquisition, Processing and Interpretation Services for exploration of hydrocarbons and minerals.
- 1.3 These financial statements were approved and authorised for issue by the Board of Directors on May 27, 2022.

2. Basis of Preparation of financial statements

The financial statements have been prepared as a going concern on accrual basis of accounting. The company has adopted historical cost basis for assets and liabilities except for certain items which have been measured on a different basis and such basis is disclosed in the relevant accounting policy. The financial statements are presented in Indian Rupees (INR).

Compliance with IND AS

The financial statements comply in all material aspects with Indian Accounting Standards (IND AS) notified under Section 133 of the Companies Act, 2013 (the Act) Companies (Indian Accounting Standards) Rules as amended from time to time and other relevant provisions of the Act and the guidelines issued by Securities and Exchange Board of India (SEBI).

New standards and amendments

The Company applied for the first-time certain standards and amendments, which are effective for annual periods beginning on or after April 1, 2021. The Company has not early adopted any other standard or amendment that has been issued but is not yet effective:

- i. Interest Rate Benchmark Reform – Phase 2: Amendments to IND AS 109 – Financial Instruments, IND AS 107 – Financial Instruments: Disclosures, IND AS 104 – Insurance Contracts and IND AS 116 – Leases.
- ii. Conceptual framework for financial reporting under IND AS issued by ICAI
- iii. IND AS 103: Business combination
- iv. Amendment to IND AS 103- Business combination, IND AS 116 - COVID-19 related rent concessions, IND AS 105 – Non-current Assets held for sale and Discontinued Operations, IND AS 16 – Property Plant and Equipment and IND AS 28 – Investments in Associates and Joint ventures.

These amendments had no impact on the financial statements of the Company

Reclassification consequent to amendments to Schedule III

The Ministry of Corporate Affairs amended the Schedule III to the companies Act, 2013 on 24th March 2021 to increase the transparency and provide additional disclosure to users of financial statements. The amendments are effective from 01 April, 2021.

Consequent to the above the company has classified current maturity of long-term borrowing borrowings (including interest accrued thereon) to short-term borrowing from other financial liability.

Current and non-current classification

All assets and liabilities have been classified as current or non-current as per Company's operating cycle and other criteria set out in Schedule-III of the Companies Act 2013. Based on the nature of business, the Company has ascertained its operating cycle as 12 months for the purpose of Current or non-current classification of assets and liabilities.

An asset is classified as current if:

- (i) It is expected to be realised or sold or consumed in the Company's normal operating cycle;
- (ii) It is held primarily for the purpose of trading;

Notes annexed to and forming part of the financial statements

- (iii) It is expected to be realized within twelve months after the reporting period; or
- (iv) It is cash or a cash equivalent unless it is restricted from being exchanged or used to settle a liability for at least twelve months after the reporting period.

A liability is classified as current if:

- (i) It is expected to be settled in normal operating cycle;
- (ii) It is held primarily for the purpose of trading;
- (iii) It is expected to be settled within twelve months after the reporting period;
- (iv) It has no unconditional right to defer the settlement of the liability for at least twelve months after the reporting period.

All other assets and liabilities are classified as non-current. Deferred tax assets and liabilities are classified as non current only.

2.1 Significant Accounting Policies

The significant accounting policies adopted in the preparation of these financial statements are detailed hereafter. These policies have been consistently applied to all the years presented, unless otherwise stated.

2.2 Segment Reporting

Operating segments are reported in a manner consistent with the internal reporting provided to the Chief Operating Decision Maker.

The Chairman & Managing Director has been identified as the Chief Operating Decision Maker. Refer Note 40 for the segment information presented.

2.3 Foreign currency transactions

a) Functional and presentation currency

Items included in the financial statements of the Company are measured using the currency of the primary economic environment in which the entity operates ('the functional currency'). Indian Rupees is the functional currency of the company. The financial statements and all financial information are presented in Indian rupee (INR).

b) Transactions and balances

Foreign currency transactions are translated into the functional currency using the exchange rates at the dates of the transactions. Foreign exchange gains and losses resulting from the settlement of such transactions and from the translation of monetary assets and liabilities denominated in foreign currencies at year end exchange rates are generally recognised in statement of profit and loss. Non-monetary items that are measured in terms of historical cost in a foreign currency, using the exchange rate at the date of the transaction. Non-monetary items that are measured at fair value in a foreign currency are translated using the exchange rates at the date when the fair value was determined. Translation differences on assets and liabilities carried at fair value are reported as part of the fair value gain or loss.

2.4 Use of estimates, assumptions and judgements

The preparation of financial statements in conformity with IND AS requires management of the Company to make estimates and assumptions and judgements that affect the reported amounts of assets and liabilities and disclosure of contingent assets; liabilities at the date of the financial statements and the results of operations during the reporting periods. Although these estimates are based upon management's best knowledge of current events and actions, actual results could differ from those estimates. Estimates and underlying assumptions are reviewed on an ongoing basis. Any revision to accounting estimates is recognized prospectively in the current and future periods.

Following are the areas that involved a higher degree of judgement or complexity, and of items which are more likely to be materially adjusted due to estimates and assumptions turning out to be different than those originally assessed. Detailed information about each of these estimates and judgements is included in relevant notes together with information about the basis of calculation for each affected line item in the financial statements.

Notes annexed to and forming part of the financial statements

The areas involving critical estimates or judgements are:

- Variable Consideration in accordance with IND AS 115– Note 20(a)
- Estimated useful life of tangible asset – Note 2.7
- Estimated useful life of intangible asset – Note 2.8
- Estimation of expected credit loss on financial assets in accordance with IND AS 109 – Note 31(d)
- Estimation of defined benefit obligation in accordance with IND AS 19– Note 32
- Estimation of uncertainties relating to the global health pandemic from COVID-19 – Note 35(D)
- Estimation of Recognition of Deferred Tax Asset: Deferred Tax Asset (net) balances are recognised for the deductible temporary difference for which there is probability of utilisation against the future taxable profit. The company uses judgement to determine the amount of deferred tax asset that can be recognised based on likely timing and level of future taxable profits.

2.5 Revenue recognition

Sale of Services - Recognition & Measurement

Revenue is recognised upon transfer of control of promised services to customers in an amount that reflects the consideration which the Company expects to receive in exchange for those services.

Revenue from Seismic Data Acquisition, Processing and Interpretation Services are recognised on output basis measured by milestones reached, units delivered, efforts expended, number of transactions processed, etc.

Revenue on time-and-material contracts are recognised as the related services are performed and revenue from the end of the last invoicing to the reporting date is recognized as unbilled revenue

Revenue is measured based on the transaction price, which is the consideration, adjusted

for volume discounts, service level credits, performance bonuses, price concessions, penalties and incentives, if any, as specified in the contract with the customer. Revenue also excludes taxes collected from customers.

The Company disaggregates revenue from contracts with customers by geography of services provided.

Dividend Income

Dividend income on investments is accounted for when the right to receive the same is established. Dividend income is included in Other Income in the Statement of Profit and Loss.

Interest Income

Interest income from debt instruments is recognised using the effective interest rate method. The effective interest rate is the rate that exactly discounts estimated future cash receipts through the expected life of the financial asset to the gross carrying amount of a financial asset. When calculating the effective interest rate, the Company estimates the expected cash flows by considering all the contractual terms of the financial instrument but does not consider the expected credit losses.

2.6 Leases

As a lessee

The Company accounts for each lease component within the contract as a lease separately from non-lease components of the contract and allocates the consideration in the contract to each lease component on the basis of the relative stand-alone price of the lease component and the aggregate stand-alone price of the non-lease components.

The Company recognises right-of-use asset representing its right to use the underlying asset for the lease term at the lease commencement date. The cost of the right-of-use asset measured at inception shall comprise of the amount of the initial measurement of the lease liability adjusted for any lease payments made at or before the commencement date less any lease

Notes annexed to and forming part of the financial statements

incentives received, plus any initial direct costs incurred and an estimate of costs to be incurred by the company in dismantling and removing the underlying asset or restoring the underlying asset or site on which it is located. The right-of-use assets is subsequently measured at cost less any accumulated depreciation, accumulated impairment losses, if any and adjusted for any remeasurement of the lease liability. The right-of-use assets is depreciated using the straight-line method from the commencement date over the shorter of lease term or useful life of right-of-use asset. The estimated useful lives of right-of use assets are determined on the same basis as those of property, plant and equipment. Right-of-use assets are tested for impairment whenever there is any indication that their carrying amounts may not be recoverable. Impairment loss, if any, is recognised in the statement of profit and loss.

The Company measures the lease liability at the present value of the lease payments that are not paid at the commencement date of the lease. The lease payments are discounted using the interest rate implicit in the lease, if that rate can be readily determined. If that rate cannot be readily determined, the Company uses incremental borrowing rate. For leases with reasonably similar characteristics, the Company, on a lease by lease basis, may adopt either the incremental borrowing rate specific to the lease or the incremental borrowing rate for the portfolio as a whole. The lease payments shall include fixed payments, variable lease payments, residual value guarantees, exercise price of a purchase option where the Company is reasonably certain to exercise that option and payments of penalties for terminating the lease, if the lease term reflects the company, exercising an option to terminate the lease. The lease liability is subsequently remeasured by increasing the carrying amount to reflect interest on the lease liability, reducing the carrying amount to reflect the lease payments made and remeasuring the carrying amount to reflect any reassessment or lease modifications or to reflect revised in-substance fixed lease payments. The company recognises the amount

of the re-measurement of lease liability due to modification as an adjustment to the right-of-use asset and statement of profit and loss depending upon the nature of modification. Where the carrying amount of the right-of-use asset is reduced to zero and there is a further reduction in the measurement of the lease liability, the Company recognises any remaining amount of the re-measurement in statement of profit and loss.

As a lessor

At the inception of the lease the Company classifies each of its leases as either an operating lease or a finance lease. The Company recognises lease payments received under operating leases as income on a straight-line basis over the lease term. In case of a finance lease, finance income is recognised over the lease term based on a pattern reflecting a constant periodic rate of return on the lessor's net investment in the lease. When the Company is an intermediate lessor it accounts for its interests in the head lease and the sub-lease separately. It assesses the lease classification of a sub-lease with reference to the right-of-use asset arising from the head lease, not with reference to the underlying asset. If a head lease is a short term lease to which the Company applies the exemption described above, then it classifies the sub-lease as an operating lease.

2.7 Property, Plant and Equipment

i) Recognition and measurement

The initial cost of property, plant and equipment comprises its purchase price, including import duties and non-refundable purchase taxes, and any directly attributable costs of bringing an asset to working condition and location for its intended use. It also includes the initial estimate of the costs if any of dismantling and removing the item and restoring the site on which it is located. Items such as spares are capitalized when they meet the definition of property, plant and equipment. If significant parts of an item of property, plant and equipment have different useful lives, then they are accounted for as separate items (major components)

Notes annexed to and forming part of the financial statements

of property, plant and equipment. Likewise, expenditure towards major inspections and overhauls are identified as a separate component and depreciated over the expected period till the next overhaul expenditure.

ii) Subsequent expenditure

Subsequent costs are included in the asset's carrying amount or recognised as a separate asset, as appropriate in property, plant and equipment the cost of replacing part of such an item when the cost is incurred if the recognised criteria are met. The carrying amount of any component accounted for as separate asset is derecognised when replaced. All other repairs and maintenance are charged to profit or loss during the reporting period in which they are incurred.

iii) Derecognition

An item of property, plant and equipment is derecognised upon disposal or when no future economic benefit is expected to arise from the continued use of the asset. Any gain or loss arising on de-recognition of the asset (calculated as the difference between the net disposal proceeds and the carrying amount of the item) is recognised in profit or loss in the period the item is derecognised.

iv) Depreciation expense

Depreciation is charged on straight line basis so as to write off the depreciable amount of the asset over the useful lives specified in Schedule II to the Act. The useful life of the assets are periodically reviewed and re-determined based on a technical evaluation and expected use. In case of revision in useful life of an asset, the unamortised depreciable amount is charged over the remaining useful life of such asset. The cases, where the useful life of assets so determined, considering the nature of the asset, estimated usage of the asset, the operating conditions of the asset, past history of replacement, anticipated

technological changes, manufacturers warranties and maintenance support, etc., different from the useful life as specified under Part C of Schedule II of the Act as given below:

Nature of Asset	Useful Life
Machinery in the nature of Geophone strings and cables	5 Years
Machinery in the nature of equipment used for Seismic Survey	5 Years

The Company reviews the residual value, useful lives and depreciation method annually and, if expectations differ from previous estimates, the change is accounted for as a change in accounting estimate on a prospective basis.

Advances paid towards the acquisition of property, plant and equipment outstanding at each Balance Sheet date is classified as capital advances under other non-current assets and the cost of assets not ready to use before such date are disclosed under 'Capital work-in-progress'.

2.8 Intangible assets and amortisation

Intangible assets acquired separately are measured on initial recognition at cost. Following initial recognition, intangible assets are carried at cost less accumulated amortization and accumulated impairment losses, if any.

Nature of Asset	Useful Life
Software	3 Years

The estimated useful life and amortization method are reviewed at the end of each reporting period, with the effect of any changes in estimate being accounted for on a prospective basis.

2.9 Financial Instruments

Classification, initial recognition and measurement

A financial instrument is any contract that gives rise to a financial asset for one entity and a financial liability or equity instrument for another entity. Financial instruments are recognized on the

Notes annexed to and forming part of the financial statements

balance sheet when the Company becomes a party to the contractual provisions of the instrument.

(i) Financial Assets

Classification:

The Company classifies its financial assets in the following measurement categories:

- those to be measured subsequently at fair value (either through other comprehensive income, or through profit or loss), and
- those measured at amortised cost.

The classification depends on the entity's business model for managing the financial assets and the contractual terms of the cash flows.

For assets measured at fair value, gains and losses will either be recorded in profit or loss or other comprehensive income. For investments in debt instruments, this will depend on the business model in which the investment is held. For investments in equity instruments, this will depend on whether the Company has made an irrevocable selection at the time of initial recognition to account for the equity investment at fair value through other comprehensive income.

The Company reclassifies debt investments when and only when its business model for managing those assets changes.

At initial recognition

The Company measures a financial asset at its fair value plus, in the case of a financial asset not at fair value through profit or loss, transaction costs that are directly attributable to the acquisition of the financial asset. Transaction costs of financial assets carried at fair value through profit or loss are expensed in profit or loss.

Subsequent measurement - Debt instruments

Subsequent measurement of debt instruments depends on the Company's business model for managing the asset and

the cash flow characteristics of the asset. There are three measurement categories into which the group classifies its debt instruments:

i. At amortised cost:

Financial assets having contractual terms that give rise on specified dates to cash flows that are solely payments of principal and interest on the principal outstanding and that are held within a business model whose objective is to hold such assets in order to collect such contractual cash flows are classified in this category. Subsequently, these are measured at amortized cost using the effective interest method less any impairment losses.

ii. At fair value through other comprehensive income (FVOCI):

Financial assets are measured at fair value through other comprehensive income if these financial assets are held within a business whose objective is achieved by both collecting contractual cash flows on specified dates that are solely payment of principle and interest on the principle amount outstanding and selling financial assets.

iii. At fair value through profit or loss (FVTPL):

Financial assets are measured at fair value through profit or loss unless it is measured at amortised cost or at fair value through other comprehensive income on initial recognition. The transaction costs directly attributable to the acquisition of financial assets at fair value through profit or loss are immediately recognised in profit or loss.

Other Equity Investments

All other equity investments are measured at fair value, with value changes recognised in Statement of Profit and Loss, except for those equity investments for which the Company has elected to present the value changes in 'Other Comprehensive Income'.

Notes annexed to and forming part of the financial statements

Investment in subsidiaries

Investment in subsidiaries measured at cost less impairment as per IND AS 27.

Cash and cash equivalents

Cash and cash equivalent in the balance sheet comprise cash at banks, cash on hand, Liquid Investments and short-term deposits with an original maturity of three months or less, which are subject to an insignificant risk of changes in value.

For the purpose of the statement of cash flows, cash and cash equivalents consist of cash and short-term deposits, as defined above, net of outstanding bank overdrafts considered an integral part of the Company's cash management.

Trade receivables

Trade receivables are recognised initially at fair value and subsequently measured at amortised cost using the effective interest method, less provision for impairment.

(ii) Financial liabilities

Classification, initial recognition and measurement

Financial liabilities are classified, at initial recognition, as financial liabilities at fair value through profit or loss, loans and borrowings, or payables, as appropriate. All financial liabilities are recognised initially at fair value and, in the case of loans and borrowings and payables, net of directly attributable transaction costs. The Company's financial liabilities include trade and other payables, loans and borrowings including bank overdrafts.

Subsequent measurement

Financial liabilities are carried at amortised cost using the effective interest method. For trade and other payables maturing within one year from the balance sheet date, the carrying amounts approximate fair value due to the short maturity of these instruments.

Trade and other payables

Trade and other payables represent liabilities for goods and services prior to the end of financial year which are unpaid. Trade and other payables are presented as current liabilities unless payment is not due within 12 months after the reporting period. They are recognised initially at their fair value and subsequently measured at amortised cost using the effective interest method.

Loans and borrowings

Borrowings are initially recognised at fair value, net of transaction costs incurred. Borrowings are subsequently measured at amortised cost. Any difference between the proceeds (net of transaction costs) and the redemption amount is recognised in profit or loss over the period of the borrowings using the effective interest method. Fees paid on the establishment of loan facilities are recognised as transaction costs of the loan to the extent that it is probable that some or all of the facility will be drawn down. In this case, the fee is deferred until the draw down occurs. To the extent there is no evidence that it is probable that some or all of the facility will be drawn down, the fee is capitalised as a prepayment for liquidity services and amortised over the period of the facility to which it relates.

Derecognition of financial instruments

The Company derecognises a financial asset when the contractual rights to the cash flows from the asset expire, or when it transfers the financial asset and substantially all the risks and rewards of ownership of the asset to another party. On de-recognition of a financial asset the difference between the carrying amount and the consideration received is recognised in the statement of profit and loss.

The Company derecognises financial liabilities when, and only when, the Company's obligations are discharged, cancelled or have expired. On de-recognition of a financial

Notes annexed to and forming part of the financial statements

liability the difference between the carrying amount of the financial liability derecognised and the consideration paid and payable is recognised in the statement of profit and loss.

Offsetting financial instruments

Financial assets and liabilities are offset and the net amount is reported in the balance sheet where there is a legally enforceable right to offset the recognised amounts and there is an intention to settle on a net basis or realised the asset and settle the liability simultaneously. The legally enforceable right must not be contingent on future events and must be enforceable in the normal course of business and in the event of default, insolvency or bankruptcy of the counterparty.

2.10 Impairment of Assets

Financial assets

The Company assesses at each date of balance sheet impairment if any of a financial asset or a group of financial assets. The company uses, in accordance with IND AS 109, 'Expected Credit Loss' (ECL) model, for evaluating impairment of financial assets other than those measured at fair value through profit and loss (FVTPL). Expected credit losses are measured through a loss allowance at an amount equal to: The 12-months expected credit losses (expected credit losses that result from those default events on the financial instrument that are possible within 12 months after the reporting date); or Full lifetime expected credit losses (expected credit losses that result from all possible default events over the life of the financial instrument).

For trade receivables Company applies 'simplified approach' which requires expected lifetime losses to be recognised from initial recognition of the receivables. The Company uses historical default rates to determine impairment loss on the portfolio of trade receivables. At every reporting date these historical default rates are reviewed and changes in the forward looking estimates are analysed.

For other assets, the Company uses 12 month ECL to provide for impairment loss where there is no significant increase in credit risk. If there is significant increase in credit risk full lifetime ECL is used.

Non-financial assets

Property, Plant and Equipment and Other intangible assets with definite life are evaluated for recoverability when there is any indication that their carrying amounts may not be recoverable. If any such indication exists, the recoverable amount (i.e. higher of the fair value less cost to sell and the value-in-use) is determined on an individual asset basis unless the asset does not generate cash flows that are largely independent of those from other assets. In such cases, the recoverable amount is determined for the cash generating unit (CGU) to which the asset belongs. If the recoverable amount of an asset or CGU is estimated to be less than its carrying amount, the carrying amount of the asset or CGU is reduced to its recoverable amount and impairment loss is recognised in the profit or loss.

2.11 Equity instruments

An equity instrument is a contract that evidences residual interests in the assets of the Company after deducting all of its liabilities. Equity instruments issued by the Company are recorded at the proceeds received, net of direct issue costs.

2.12 Inventories

Stock of Stores and spares is valued at lower of cost and net realisable value. Cost is determined considering the cost of purchase and other costs incurred for acquisition and on the basis of first in first out method (FIFO). Net realizable value is the estimated selling price in the ordinary course of business, less estimated cost necessary to make the sale.

2.13 Tax expenses

Tax expense comprises of current tax and deferred tax. Current tax is measured at the amount expected to be paid to the tax authorities, based

Notes annexed to and forming part of the financial statements

on estimated tax liability computed after taking credit for allowances and exemption in accordance with the prevailing tax laws for the year.

Current and deferred tax are recognised in profit or loss, except when they relate to items that are recognised in other comprehensive income or directly in equity, in which case, the income taxes are recognised in other comprehensive income or directly in equity, respectively.

Current tax assets and current tax liabilities are presented in the statement of financial position after off-setting the taxes paid or deemed to be paid and current income tax expenses for the year.

Deferred income taxes

Deferred tax is recognised using the balance sheet approach. Deferred income tax assets and liabilities are recognised for deductible and taxable temporary differences arising between the tax base of assets and liabilities and their carrying amount, except when the deferred income tax arises from the initial recognition of goodwill or an asset or liability in a transaction that is not a business combination and affects neither accounting nor taxable profit or loss at the time of the transaction.

Deferred income tax asset is recognised to the extent it is probable that taxable profit will be available against which the deductible temporary differences, the carry forward unused tax credits and the carried forward unused tax losses can be utilised.

The carrying amount of deferred income tax assets is reviewed at each reporting date and reduced to the extent that it is no longer probable that sufficient taxable profit will be available to allow total or part of the deferred income tax asset to be utilised.

Deferred tax assets and liabilities are measured using substantively enacted tax rates expected to apply to taxable income in the years in which the temporary differences are expected to be received or settled.

Deferred tax assets include Minimum Alternative Tax (MAT) paid in accordance with the tax laws in India, which gives rise to future economic benefits in the form of adjustment of future income tax liability, is considered as an asset if there is probable evidence that the Company will pay normal income tax after the tax holiday period.

Deferred tax assets and liabilities are offset when it relates to income taxes levied by the same taxation authority and the relevant entity intends to settle its current tax assets and liabilities on a net basis

The Company recognises interest related to income tax in interest expenses.

2.14 Provisions, contingent liabilities and contingent asset

Provisions are recognised when the Company has a present obligation (legal or constructive) as a result of a past event, it is probable that an outflow of resources embodying economic benefits will be required to settle the obligation, and a reliable estimate can be made of the amount of the obligation. The expense relating to any provision is presented in the statement of profit and loss net of any reimbursement. If the effect of the time value of money is material, provisions are determined by discounting the expected future cash flows at a pre-tax rate that reflects current market assessments of the time value of money and, where appropriate, the risks specific to the liability. Where discounting is used, the increase in the provision due to the passage of time is recognised as other finance expense.

A contingent liability is a possible obligation that arises from past events whose existence will be confirmed by the occurrence or non-occurrence of one or more uncertain future events beyond the control of the Company or a present obligation that is not recognized because it is not probable that an outflow of resources will be required to settle the obligation. A contingent liability also arises in extremely rare cases where there is a liability that cannot be recognized because it cannot be measured reliably. The Company does not recognize a contingent liability but discloses

Notes annexed to and forming part of the financial statements

its existence in the financial statements.

A contingent asset is not recognised in the financial statements unless it becomes virtually certain that an inflow of economic benefits will arise and is probable. Contingent liabilities and contingent assets are reviewed at each balance sheet date.

2.15 Employee benefits

(i) Short term employee benefit obligations

Liabilities for wages and salaries, including non-monetary benefits that are expected to be settled wholly within 12 months after the end of the period in which the employees render the related service are recognised in respect of employees' services up to the end of the reporting period and are measured at the amounts expected to be paid when the liabilities are settled. The liabilities are presented as current employee benefit obligations in the balance sheet.

(ii) Other long-term employee benefit obligations

The liabilities for accumulating compensated absences not expected to be settled wholly within 12 months after the end of the period in which the employees render the related service are measured at the present value of expected future payments to be made in respect of services provided using the projected unit credit method. The benefits are discounted using the appropriate market yields at the end of the reporting period that have terms approximating to the terms of the related obligation. Remeasurements as a result of experience adjustments and changes in actuarial assumptions are recognised in profit or loss.

The obligations are presented as current liabilities in the balance sheet if the entity does not have an unconditional right to defer settlement for at least twelve months after the reporting period, regardless of when the actual settlement is expected to occur.

(iii) Post-employment obligations

The Company operates the following post-employment schemes:

- (a) Defined benefit plans - gratuity and;
- (b) Defined contribution plans - provident fund and state insurance plans.

(a) Defined benefit plans-Gratuity obligations

The liability recognized in the balance sheet in respect of defined benefit gratuity plans is the present value of the defined benefit obligations at the end of the reporting period less the fair value of plan assets. The defined benefit obligation is calculated annually by actuaries using the projected unit credit method.

The present value of the defined benefit obligation is determined by discounting the estimated future cash outflows by reference to market yields at the end of the reporting period on government bonds that have terms approximating to the terms of the related obligation.

The net interest cost is calculated by applying the discount rate to the net balance of the defined benefit obligation and the fair value of plan assets. This cost is included in employee benefit expense in the statement of profit and loss.

Remeasurement gains and losses arising from experience adjustments and change in actuarial assumptions are recognized in the period in which they occur, directly in other comprehensive income. They are included in Other Comprehensive Income in the statement of changes in equity and other equity in the balance sheet.

Changes in the present value of the defined benefit obligation resulting

Notes annexed to and forming part of the financial statements

from plan amendments or curtailments are recognized immediately in profit or loss as past service cost.

(b) Defined contribution plans

Provident Fund: The Company pays provident fund contributions to publicly administered funds as per local regulations. The Company has no further payment obligations once the contributions have been paid. The contributions are accounted for as defined contribution plans and the contributions are recognized as employee benefit expense as and when they are due.

State Insurance Plans: Employer's contribution to Employee State Insurance plan is charged to Statement of Profit and Loss as and when due.

2.16 Dividends

Provision is made for the amount of any dividend declared, being appropriately authorized and no longer at the discretion of the entity, and not distributed on or before the end of the reporting period. Dividend is recognised as a liability in the period in which the interim dividends are approved by the Board of Directors, or in respect of the final dividend when approved by shareholders.

2.17 Earnings per share

Basic earnings per share is calculated by dividing the profit or loss after tax for the period attributable to equity shareholders by the weighted average number of equity shares outstanding during the period.

For calculating diluted earnings per share, the profit or loss after tax for the period attributable to equity shareholders and the weighted average number of shares outstanding during the period are adjusted for the effects of all dilutive potential equity shares.

2.18 Rounding of amounts

All amounts disclosed in the standalone financial statements and notes have been rounded off to the nearest Lakhs as per the requirement of Schedule III, unless otherwise stated.

2.19 Recent accounting pronouncements (Standards issued but not yet effective)

IND AS 16 – Property Plant and equipment

The amendment clarifies that excess of net sale proceeds of items produced over the cost of testing, if any, shall not be recognised in the profit or loss but deducted from the directly attributable costs considered as part of cost of an item of property, plant, and equipment.

IND AS 37 – Provisions, Contingent Liabilities and Contingent Assets

The amendment specifies that the 'cost of fulfilling' a contract comprises the 'costs that relate directly to the contract'. Costs that relate directly to a contract can either be incremental costs of fulfilling that contract (examples would be direct labour, materials) or an allocation of other costs that relate directly to fulfilling contracts (an example would be the allocation of the depreciation charge for an item of property, plant and equipment used in fulfilling the contract).

IND AS 103: Business combination

The amendment adds a new exception in Ind AS 103 for liabilities and contingent liabilities.

Notes to the financial statements

(All amounts in Indian ₹ lakhs, unless otherwise stated)

Note 3: Property, plant and equipment (Own assets)

Year ended 31 st March, 2021	Freehold land	Freehold buildings	Plant and equipment	Furniture and fixtures	Vehicles	Office equipment	Electrical fittings	Data processing equipment	Total	Capital work-in-progress
Gross carrying value										
Opening gross carrying value	219.09	14.47	23,836.88	23.08	322.11	153.08	11.30	91.20	24,671.21	104.24
Additions	-	-	3,071.31	1.58	-	3.37	0.32	2.02	3,078.60	115.59
Deductions	-	-	(7,793.86)	-	-	-	-	-	(7,793.86)	-
Closing gross carrying value	219.09	14.47	19,114.33	24.66	322.11	156.45	11.62	93.22	19,955.95	219.83
Accumulated depreciation										
Opening accumulated depreciation	-	4.66	17,397.43	15.70	158.79	116.42	8.17	81.85	17,783.02	-
Depreciation charge during the year	-	0.52	2,544.98	0.97	26.12	14.97	1.74	4.04	2,593.34	-
Disposals	-	-	(7,385.40)	-	-	-	-	-	(7,385.40)	-
Closing accumulated depreciation	-	5.18	12,557.01	16.67	184.91	131.39	9.91	85.89	12,990.96	-
Net carrying value as at 31st March, 2021	219.09	9.29	6,557.32	7.99	137.20	25.06	1.71	7.33	6,964.99	219.83
Year ended 31st March, 2022										
Gross carrying value										
Opening gross carrying value	219.09	14.47	19,114.33	24.66	322.11	156.45	11.62	93.22	19,955.95	219.83
Additions	-	-	180.07	-	71.11	-	-	1.50	252.68	15.13
Deductions	-	-	(91.66)	-	-	-	-	-	(91.66)	(115.59)
Closing gross carrying value	219.09	14.47	19,202.74	24.66	393.22	156.45	11.62	94.72	20,116.97	119.37
Accumulated depreciation										
Opening accumulated depreciation	-	5.18	12,557.01	16.67	184.91	131.39	9.91	85.89	12,990.96	-
Depreciation charge during the year	-	0.52	1,834.38	1.08	31.83	11.30	0.85	1.64	1,881.60	-
Disposals	-	-	(37.92)	-	-	-	-	-	(37.92)	-
Closing accumulated depreciation	-	5.70	14,353.47	17.75	216.74	142.69	10.76	87.53	14,834.64	-
Net carrying value as at 31st March, 2022	219.09	8.77	4,849.27	6.91	176.48	13.76	0.86	7.19	5,282.33	119.37

(Note 3 contd. to next page)

Notes to the financial statements

(All amounts in Indian ₹ lakhs, unless otherwise stated)

Notes to Property, plant and equipment:

Note 3(a): Refer note 44 for information on property plant and equipment provided as security by the company.

Note 3(b)(i): Ageing of capital work-in-progress as at 31st March, 2022

	Amount in capital work-in-progress for				Total
	Less than 1 year	1- 2 years	2-3 years	More than 3 years	
(a) Projects in progress	15.13	-	-	104.24	119.37
(b) Projects temporarily suspended	-	-	-	-	-
	15.13	-	-	104.24	119.37

Note 3(b)(ii): Ageing of capital work-in-progress as at 31st March, 2021

	Amount in capital work-in-progress for				Total
	Less than 1 year	1- 2 years	2-3 years	More than 3 years	
(a) Projects in progress	115.59	-	-	104.24	219.83
(b) Projects temporarily suspended	-	-	-	-	-
	115.59	-	-	104.24	219.83

Note 4: Intangible assets (Acquired)

	Computer Softwares
Year ended 31st March, 2021	
Gross carrying value	
Opening gross carrying value	561.14
Additions	-
Deductions	(5.80)
Closing gross carrying value	555.34
Accumulated amortisation	
Opening accumulated amortisation	561.14
Amortisation charge during the year	-
Deductions	(5.80)
Closing accumulated depreciation	555.34
Closing net carrying value as at 31st March, 2021	-
Year ended 31st March, 2022	
Gross carrying value	
Opening gross carrying value	555.34
Additions	-
Closing gross carrying value	555.34
Accumulated amortisation	
Opening accumulated amortisation	555.34
Amortisation charge during the year	-
Closing accumulated depreciation	555.34
Closing net carrying value as at 31st March, 2022	-

Notes to the financial statements

(All amounts in Indian ₹ lakhs, unless otherwise stated)

Note 5: Investments

(i) Non-current

	As at 31 st March, 2022	As at 31 st March, 2021
(Un quoted, fully paid up)		
Investment in equity instruments in subsidiary companies (at cost)		
Alphageo International Limited		
1,05,036 (31 st March, 2021:1,05,036) shares of AED 100 each fully paid up	1,322.14	1,322.14
Alphageo Marine Services Private Limited		
74,000 (31 st March, 2021: 74,000) shares of ₹10/- each fully paid up	7.40	7.40
Alphageo Offshore Services Private Limited		
70,000 (31 st March, 2021: 70,000) shares of ₹10/- each fully paid up	7.00	7.00
Total non-current investments	1,336.54	1,336.54
Aggregate amount of unquoted investments	1,336.54	1,336.54
Aggregate amount of impairment in value of investment	-	-

(ii) Current

	As at 31 st March, 2022	As at 31 st March, 2021
(Unsecured, redeemable, quoted, fully paid up)		
Investment in debentures (fair value through profit or loss)		
Spandana Sphoorty Financial Limited	-	309.60
Nil (31 st March,2021 : 300) of ₹1,00,000/- each fully paid up		
Investment in Mutual Funds (fair value through profit or loss)		
Nippon India balanced advantage fund - direct plan- growth plan	305.99	-
233315.549 (31 st March,2021 : Nil) of ₹100/- each fully paid up		
HDFC balanced advantage fund - direct plan -growth option	320.93	-
106214.62 (31 st March,2021 : Nil) of ₹100/- each fully paid up		
DSP dynamic asset allocation fund - direct - growth	303.32	-
1406465.379 (31 st March,2021 : Nil) of ₹10/- each fully paid up		
IDFC balanced advantage fund direct plan- lumpsum growth	296.40	-
1495438.687 (31 st March,2021 : Nil) of ₹10/- each fully paid up		
(Unsecured, redeemable, unquoted, fully paid up)		
ICICI prudential long short fund	1,038.15	-
999950.002 (31 st March,2021 : Nil) of ₹100/- each fully paid up		
Avendus absolute return fund	301.91	-
Total current investments	2,566.70	309.60
Aggregate amount of quoted investments and market value there of	1,226.64	309.60
Aggregate amount of unquoted investments	1,340.06	-
Aggregate amount of impairment in the value of investments	-	-

Notes to the financial statements

(All amounts in Indian ₹ lakhs, unless otherwise stated)

Note 6: Other non-current financial asset

	As at 31 st March, 2022	As at 31 st March, 2021
(Unsecured, considered good)		
Term deposits with banks with a original maturity of more than twelve months	300.03	-
Total other non-current financial assets	300.03	-

Note 7: Deferred tax assets (net)

The balance comprises tax effect on temporary differences attributable to:

	As at 31 st March, 2022	As at 31 st March, 2021
Fiscal allowance on property, plant and equipment and intangible assets	1,230.52	1,231.00
Expenses allowable on the basis of payment	15.54	25.70
Fair valuation of financial instruments measured at fair value through profit or loss	(14.59)	2.20
Deferred tax assets (net)	1,231.47	1,258.90

Note 7 (a): Refer note: 29 for the movement in deferred tax assets

Note 8: Other assets

i) Non-current

	As at 31 st March, 2022	As at 31 st March, 2021
(Unsecured, considered good)		
Advances other than capital advances:		
Security deposits	6.86	7.08
Prepaid expenses	1.29	59.03
Total other non-current assets	8.15	66.11

ii) Current

	As at 31 st March, 2022	As at 31 st March, 2021
(Unsecured, considered good)		
Balances with government authorities	50.21	479.64
Security deposits	12.87	37.00
Prepaid expenses	42.74	50.92
Prepaid gratuity (Refer note: 32)	18.48	-
Other receivables	0.55	6.06
Advance for supply of goods and services	52.10	17.11
Total other current assets	176.95	590.73

Notes to the financial statements

(All amounts in Indian ₹ lakhs, unless otherwise stated)

Note 9: Income tax assets (net)

	As at 31 st March, 2022	As at 31 st March, 2021
Prepaid income taxes (net of provision : Nil (31 st March, 2021: ₹552.41 Lakhs))	127.21	2,498.49
Total Income tax assets (net)	127.21	2,498.49

Note 10: Inventories (Valued at lower of cost and net realisable value)

	As at 31 st March, 2022	As at 31 st March, 2021
Stores and spares	69.90	136.25
Total inventories	69.90	136.25

Note 10(a): Inventories are hypothecated with banks where working capital financing is sanctioned. (Refer note : 44)

Note 10(b): Quarterly returns or statement filed with the banks / financial institutions are in agreement with books of accounts.

Note 11: Trade receivables

Current

	As at 31 st March, 2022	As at 31 st March, 2021
Trade receivables (Refer note: 31)	8,242.79	8,812.04
Less: Provision for expected credit loss	-	-
Total current trade receivables	8,242.79	8,812.04

Note 11 (a): Refer note: 31 for ageing of trade receivables.

Note 12: Cash and cash equivalents

	As at 31 st March, 2022	As at 31 st March, 2021
Balances with banks:		
- in current accounts	275.71	3,237.94
- in EEFC accounts	0.03	0.03
Term deposits with banks with a original maturity of three months or less	7,652.30	-
Cash on hand	0.54	1.48
Total cash and cash equivalents	7,928.58	3,239.45

Note 12(a): There are no repatriation restrictions with regard to cash and cash equivalents as at the end of the reporting period and prior period.

Note 13: Bank balances other than cash and cash equivalents

	As at 31 st March, 2022	As at 31 st March, 2021
Earmarked balances with banks (Refer note: 13(a))	83.76	33.28
Margin money deposits with banks (Refer note: 13(b))	652.06	751.83
Total Bank balances other than cash and cash equivalents	735.82	785.11

Notes to the financial statements

(All amounts in Indian ₹ lakhs, unless otherwise stated)

Note13(a) : Margin money deposits with banks includes ₹453.77 Lakhs (31st March,2021: ₹567.35 Lakhs) pledged / lien against bank guarantees issued by the bank. Further, ₹198.29 Lakhs(31st March,2021: ₹184.48 Lakhs) pledged / lien against working capital loans.

Note13(b) : Earmarked balances with banks represents unclaimed dividend and unspent CSR accounts.

Note 14 : Equity share capital

(i) Movement of equity share capital during the year

Authorised	No of shares	Amount
As at 1 st April, 2020	1,00,00,000	1,000.00
Change during the year	-	-
As at 31st March, 2021	1,00,00,000	1,000.00
Change during the year	-	-
As at 31st March, 2022	1,00,00,000	1,000.00
Issued	No of shares	Amount
As at 1 st April, 2020	63,76,167	637.62
Change during the year	-	-
As at 31st March, 2021	63,76,167	637.62
Change during the year	-	-
As at 31st March, 2022	63,76,167	637.62
Subscribed and fully paid up	No of shares	Amount
Paid up equity share capital	63,64,767	636.48
Amount originally paid up on forfeited shares	-	1.36
As at 1 st April, 2020	63,64,767	637.84
Change during the year	-	-
As at 31st March, 2021	63,64,767	637.84
Change during the year	-	-
As at 31st March, 2022	63,64,767	637.84

(ii) Details of shareholders holding more than 5% shares in the company

	Dinesh Alla	Savita Alla	Aquila Drilling Private Limited
As at 31st March, 2021			
Number of shares	9,67,200	3,91,458	4,59,906
% holding	15.20%	6.15%	7.23%
As at 31st March, 2022			
Number of shares	9,59,700	3,91,458	4,59,906
% holding	15.08%	6.15%	7.23%

Notes to the financial statements

(All amounts in Indian ₹ lakhs, unless otherwise stated)

(iii) Disclosure of promoter's shareholding as at 31st March, 2022

Promoter name	No. of shares	% of total shares	% Change during the year
Dinesh Alla	9,59,700	15.08%	0.12%
Savita Alla	3,91,458	6.15%	-
Dinesh Alla (HUF)	1,38,067	2.17%	-
Sashank Alla	2,24,000	3.52%	-
Anisha Alla	1,99,000	3.12%	-
Rajesh Alla	1,26,567	1.99%	-
Rajesh Alla (HUF)	86,333	1.36%	-
Mrudula Alla	67,634	1.06%	-
Kamala Alla Rajupet	2,29,166	3.60%	-
Gopinath Reddy Rajupet	1,300	0.02%	-
Aquila Drilling Private Limited	4,59,906	7.23%	-
Athena Infracon (India) Private Limited	14,745	0.23%	-
Alphageo Inc	35,716	0.56%	-
TOTAL	29,33,592	46.09%	0.12%

(iv) Disclosure of promoter's shareholding as at 31st March, 2021

Promoter name	No. of shares	% of total shares	% Change during the year
Dinesh Alla	9,67,200	15.20%	0.55%
Savita Alla	3,91,458	6.15%	-
Dinesh Alla (HUF)	1,38,067	2.17%	-
Sashank Alla	2,24,000	3.52%	-
Anisha Alla	1,99,000	3.12%	-
Rajesh Alla	1,26,567	1.99%	-
Rajesh Alla (HUF)	86,333	1.36%	-
Mrudula Alla	67,634	1.06%	-
Kamala Alla Rajupet	2,29,166	3.60%	-
Gopinath Reddy Rajupet	1,300	0.02%	-
Aquila Drilling Private Limited	4,59,906	7.23%	-
Athena Infracon (India) Private Limited	14,745	0.23%	-
Alphageo Inc	35,716	0.56%	-
TOTAL	29,41,092	46.21%	0.55%

(v) Terms and rights attached to equity shares

The company has only one class of equity shares having face value of ₹10/- per share. The company declares and pay dividend in Indian rupees. The holder of equity shares is entitled to dividend right in the same proportion to the paid up capital. The dividend proposed by the Board of Directors is subject to approval of shareholders in the ensuing annual general meeting except in case of interim dividend. In the event of liquidation of the company, the holders of equity shares are entitled to receive remaining assets of the company, after distribution of all preferential amounts, in proportion to the number of equity shares held by them. Every holder of equity shares present at a meeting in person or by proxy, is entitled to one vote, and upon a poll each share is entitled to one vote.

Notes to the financial statements

(All amounts in Indian ₹ lakhs, unless otherwise stated)

Note 15: Borrowings**(i) Non current**

	As at 31 st March, 2022	As at 31 st March, 2021
From financial institutions	-	6.96
Less: Current maturities	-	3.32
Total non-current borrowings	-	3.64

(ii) Current

	As at 31 st March, 2022	As at 31 st March, 2021
Secured - payable on demand		
Working capital loans from banks	-	0.11
Current maturities of non-current borrowings	-	3.32
Interest accrued but not due	-	0.03
Total current borrowings	-	3.46

Note 15(a) : The current borrowings are secured (primary) by the first charge (Pari -passu) on entire current assets of the company and further secured by the second charge (Pari -passu) on all the fixed assets of the company both present and future. These loans are further, secured by equitable mortgage of certain immovable properties belonging to three directors and two of their relatives and their personal guarantees. (Refer note: 44 for the security details).

Note 15(b) : Rate of interest on the above borrowings carries in the range 8.95% to 10.25% p.a. in terms of sanction of respective banks.

Note 15(c) : The company has satisfied all the covenants prescribed in terms of borrowings.

Note 16: Provisions**(i) Non current**

	As at 31 st March, 2022	As at 31 st March, 2021
Employee benefit obligations		
Retirement benefits (Refer note: 32)	-	7.87
Leave encashment	18.60	17.56
Other benefits	93.07	48.37
Total non-current provisions	111.67	73.80

(ii) Current

	As at 31 st March, 2022	As at 31 st March, 2021
Other benefits	15.60	19.55
Total current provisions	15.60	19.55

Notes to the financial statements

(All amounts in Indian ₹ lakhs, unless otherwise stated)

Note 17: Other financial liabilities

Current

	As at 31 st March, 2022	As at 31 st March, 2021
Unpaid dividend (Refer note:17 (a))	37.82	33.28
Employee benefits payable	346.70	387.16
Creditors for capital works	48.33	532.82
Creditors for expenses	154.06	215.83
Total current other financial liabilities	586.91	1,169.09

Note 17(a): Unpaid dividend account represents the dividend not claimed by the shareholders and there is no amount due and outstanding to be credited to investor education and protection fund.

Note 18: Other current liabilities

Current

	As at 31 st March, 2022	As at 31 st March, 2021
Liability towards corporate social responsibility (Refer note:30(b))	71.24	69.72
Statutory liabilities	63.51	33.69
Total other current liabilities	134.75	103.41

Note 19: Income tax liabilities (net)

	As at 31 st March, 2022	As at 31 st March, 2021
Provision for income tax (net of prepaid taxes : ₹382.88 Lakhs (31 st March, 2021: ₹ Nil))	127.11	-
Total income tax liabilities (net)	127.11	-

Note 20: Revenue from operations

	For the year ended 31 st March, 2022	For the year ended 31 st March, 2021
Revenue from contracts with customers		
Geophysical survey and related service income (Refer note : 20(a))	15,488.26	14,309.87
Total revenue from operations	15,488.26	14,309.87

Critical judgement in recognising variable consideration

Note 20(a): Revenue from contracts with customers is net of variable consideration components including liquidated damages on account of present and future recoveries for committed periodical quantitative geophysical survey executions, determined as per the terms of the agreements .

Note 20(b): Information about major customers: Two customers represents 10% or more of the company's total revenue for the years ended 31st March, 2022 and 2021.

Note 20(c): Disaggregation of revenue from contracts with customers by geography is as follows:

	For the year ended 31 st March, 2022	For the year ended 31 st March, 2021
Geography		
India	15,488.26	14,309.87
Other countries	-	-

Notes to the financial statements

(All amounts in Indian ₹ lakhs, unless otherwise stated)

Note 20(d): Contract price reconciliation

	For the year ended 31 st March, 2022	For the year ended 31 st March, 2021
Contract price	15,933.82	14,496.55
Less: Variable consideration	(445.56)	(186.68)
	15,488.26	14,309.87

Note 21: Other income

	For the year ended 31 st March, 2022	For the year ended 31 st March, 2021
Interest income on financial assets at amortised cost	214.60	98.60
Interest income on income tax refund	141.70	135.35
Profit on sale of property, plant & equipment	30.61	15.82
Performance guarantee receivable (Refer note: 21(a))	-	1,888.20
Provision for liability no longer required written back	-	106.03
Profit on redemption of current investments	35.97	-
Fair value gains on financial assets mandatorily measured at fair value through profit or loss	57.96	8.74
Non operating income	28.80	-
Total other income	509.64	2,252.74

Note 21 (a): The company recognised an amount of ₹ Nil/- (31st March, 2021: ₹1,888.20 Lakhs) in respect of performance guarantee receivable from the customer, based on the favourable order received as per the terms of the contract. The same amount was expensed as contract closure charges previously.

Note 22: Geophysical survey and related expenses

	For the year ended 31 st March, 2022	For the year ended 31 st March, 2021
Consumption of stores	2.86	30.89
Survey and drilling charges	8,895.88	8,002.59
Fuel	183.30	190.38
Vehicle hire charges	134.61	148.68
Equipment hire charges	59.30	166.10
Repairs to machinery	79.97	56.96
Camp rental charges	107.48	156.20
Technical consultancy charges	217.90	246.51
Camp expenses	258.52	374.99
Transport and handling charges	50.65	55.12
Other survey expenses	84.48	108.04
Total Geophysical survey and related expenses	10,074.95	9,536.46

Notes to the financial statements

(All amounts in Indian ₹ lakhs, unless otherwise stated)

Note 23: Employee benefits expense

	For the year ended 31 st March, 2022	For the year ended 31 st March, 2021
Salaries, wages, bonus and other allowances	1,543.25	1,116.27
Contribution to provident fund and other funds	46.94	41.44
Contribution to ESI	1.33	1.70
Staff welfare expenses	24.50	7.15
Total employee benefits expense	1,616.02	1,166.56

Note 23(a): Refer note: 32 for the detailed disclosure as per IND AS 19 - Employee benefits

Note 24: Finance costs

	For the year ended 31 st March, 2022	For the year ended 31 st March, 2021
Interest and finance charges on financial liabilities carried at amortised cost	5.04	16.74
Other borrowing costs	101.60	161.15
Total finance costs	106.64	177.89

Note 25: Depreciation and amortisation expense

	For the year ended 31 st March, 2022	For the year ended 31 st March, 2021
Depreciation on property, plant and equipment	1,881.60	2,593.34
Amortisation of intangible assets	-	-
Total depreciation and amortisation expense	1,881.60	2,593.34

Note 26: Contract closure expenses

	For the year ended 31 st March, 2022	For the year ended 31 st March, 2021
Contract closure expenses *	-	1,169.19
Total contract closure expenses	-	1,169.19

*on account of client enforced performance commitments.

Note 27: Other expenses

	For the year ended 31 st March, 2022	For the year ended 31 st March, 2021
Rent	71.81	74.66
Repairs and maintenance to other assets	10.00	25.56
Insurance	53.53	69.01
Rates and taxes	58.28	45.07
Printing and stationery	7.92	10.09

(Note 27 contd. to next page)

Notes to the financial statements

(All amounts in Indian ₹ lakhs, unless otherwise stated)

	For the year ended 31 st March, 2022	For the year ended 31 st March, 2021
Communication expenses	9.74	12.05
Travelling and conveyance	74.81	63.84
Payments to auditors (Refer note: 30(a))	13.25	13.01
Legal, professional and consultancy charges	42.86	54.00
Directors fees	10.05	7.20
Bank charges	4.07	13.34
Vehicle maintenance	5.00	0.97
Book deficit on assets discarded	-	374.05
Net loss on foreign currency transactions and translations	9.86	20.11
Corporate social responsibility expenditure (Refer note: 30(b))	54.96	102.70
Donations	5.01	0.12
Miscellaneous expenses	24.85	32.43
Total other expenses	456.00	918.21

Note 28: Tax expense

Analysis of the company's income tax expense, given below explains significant estimates made in to relation to company's tax position and also shows amounts that are recognised directly in equity and the effect of tax expense on account of non-assessable and non-deductible items.

	For the year ended 31 st March, 2022	For the year ended 31 st March, 2021
(a) Tax expense		
Current tax		
- to profit or loss		
Current tax on profits for the year	510.00	552.41
Income tax adjustments of earlier year	5.74	0.59
Total current tax expense	515.74	553.00
Deferred tax		
- to profit or loss	18.77	(295.20)
- to other comprehensive income	8.66	0.25
Total deferred tax expense/(benefit)	27.43	(294.95)
Income tax expense	543.17	258.05
Tax expenses		
- to profit or loss	534.51	257.80
- to other comprehensive income	8.66	0.25

Notes to the financial statements

(All amounts in Indian ₹ lakhs, unless otherwise stated)

(b) Reconciliation of tax expense and the accounting profit multiplied by applicable tax rate	For the year ended 31 st March, 2022	For the year ended 31 st March, 2021
Profit from operations before tax	1,862.69	1,000.96
Current tax rate in India	25.168%	25.168%
Tax on profit from operations	468.80	251.92
Tax effect of amounts which are not deductible (taxable) in calculating taxable income:		
Expenses not allowable for tax purpose	17.38	15.99
Tax effect on non-taxable income	-	(1.59)
Difference in tax rates	4.94	-
Adjustments for tax relating to prior periods	5.74	0.59
Items considered in OCI and considered in current tax computation	(8.66)	(0.25)
Others	46.31	(8.86)
Income tax expense	534.51	257.80

Note 29: Movement in deferred tax assets

	Unabsorbed business losses	Fair valuation of financial instruments	Property, plant and equipment	Expenses allowable on the basis of payment	Total
As at 31st March, 2020	13.61	-	920.55	29.79	963.95
Charged/(credited)					
- to profit or loss	(13.61)	2.20	310.45	(3.84)	295.20
- to other comprehensive income	-	-	-	(0.25)	(0.25)
As at 31st March, 2021	-	2.20	1,231.00	25.70	1,258.90
Charged/(credited):					
- to profit or loss	-	(16.79)	(0.48)	(1.50)	(18.77)
- to other comprehensive income	-	-	-	(8.66)	(8.66)
As at 31st March, 2022	-	(14.59)	1,230.52	15.54	1,231.47

Note 30(a): Details of payments to auditors

	For the year ended 31 st March, 2022	For the year ended 31 st March, 2021
Payment to auditors		
As statutory auditor	8.00	8.00
For quarterly reviews	4.50	4.50
For certification	0.61	0.40
Re-imbusement of expenses	0.14	0.11
Total payments to auditors	13.25	13.01

Notes to the financial statements

(All amounts in Indian ₹ lakhs, unless otherwise stated)

Note 30(b): Details of expenses on corporate social responsibility activities

	For the year ended 31 st March, 2022	For the year ended 31 st March, 2021
Amount required to be spent as per section 135 of the Act	54.96	102.70
Amount of expenditure incurred during the year on		
a) Construction/acquisition of any asset	14.00	-
b) Purposes other than (a) above	-	-
(i) Promoting education	1.25	16.98
(ii) Promoting healthcare	14.41	8.00
(iii) Covid relief fund	-	8.00
Total amount spent during the year	29.66	32.98
Accrual towards unspent obligation in relation to		
Proposed transfer of unspent amount relating to ongoing projects*	25.30	69.72
Shortfall at the end of previous year	-	-
Total of previous years shortfall	-	-
Reason for shortfall		
Related party transactions	NA	NA
Provision for liability - contractual obligation	NA	NA
Nature of CSR activities	Promoting education, healthcare, destitute care and rehabilitation, COVID-19 relief and rural development projects	

Details of CSR projects under Section 135(6) of the Act

Balances as at 1 st April, 2021		Amount required to be spent for the year	Amount spent during the year		Balances as at 31 st March, 2022	
With in the company	In separate CSR unspent account		From the company's bank account	From separate CSR unspent account	With in the company	In separate CSR unspent account
69.72	-	54.96	29.66	23.78	25.30	45.94

(*The company has transferred the unspent amount of ₹25.30 Lakhs (31st March, 2021 : ₹69.72 Lakhs) to year wise separated unspent CSR bank accounts maintained with Axis bank within 30 days from the end of the respective financial years as per the provisions of the Companies Act, 2013)

Note 31(a): Trade receivables are hypothecated with banks where working capital financing is sanctioned. (Refer note :44)

Note 31(b): Break-up of security details

	As at 31 st March, 2022	As at 31 st March, 2021
Trade receivables considered good - Secured	-	-
Trade receivables considered good - Unsecured	8,242.79	8,812.04
Trade receivables which have significant increase in credit risk	-	-
Trade receivables - credit impaired	-	-
Total	8,242.79	8,812.04
Less: Provision for expected credit loss (Refer note: 31(d))	-	-
Total trade receivables	8,242.79	8,812.04

Notes to the financial statements

(All amounts in Indian ₹ lakhs, unless otherwise stated)

Note 31 (c) (i): Ageing of trade receivables as at 31st March, 2022

Particulars	Outstanding for following periods from due date of payment						Total
	Not due for payment	Less than 6 months	6 months - 1 year	1-2 year	2-3 years	More than 3 years	
Undisputed							
Considered good	5,963.45	261.09	1,221.85	203.32	-	593.08	8,242.79
Considered doubtful	-	-	-	-	-	-	-
Credit impaired	-	-	-	-	-	-	-
Disputed							
Considered good	-	-	-	-	-	-	-
Considered doubtful	-	-	-	-	-	-	-
Credit impaired	-	-	-	-	-	-	-
Total trade receivables	5,963.45	261.09	1,221.85	203.32	-	593.08	8,242.79

Note 31 (c) (ii): Ageing of trade receivables as at 31st March, 2021

Particulars	Outstanding for following periods from due date of payment						Total
	Not due for payment	Less than 6 months	6 months - 1 year	1-2 year	2-3 years	More than 3 years	
Undisputed							
Considered good	6,553.85	1,126.45	53.03	485.63	-	593.08	8,812.04
Considered doubtful	-	-	-	-	-	-	-
Credit impaired	-	-	-	-	-	-	-
Disputed							
Considered good	-	-	-	-	-	-	-
Considered doubtful	-	-	-	-	-	-	-
Credit impaired	-	-	-	-	-	-	-
Total trade receivables	6,553.85	1,126.45	53.03	485.63	-	593.08	8,812.04

Note 31(d): Significant revenue and receivable is from major public sector companies in oil and gas exploration business. As the management is not foreseeing any loss from the parties based on the evaluation of past trend, the carrying value of trade receivable is equal to its fair value and no loss allowance is required to be made.

Note 32:

(i) Defined contribution plans

Employer's contribution to provident fund: Contributions are made to provident fund for entitled employees at the prescribed rate as per regulations. The contributions are made to registered provident fund administered by the government. The obligation of the company is limited to the amount contributed and it has no further contractual nor any constructive obligation.

Employer's contribution to state insurance scheme: Contributions are made under state insurance scheme for entitled employees at the prescribed rate. The obligation of the company is limited to the amount contributed and it has no further contractual nor any constructive obligation.

	For the year ended 31 st March, 2022	For the year ended 31 st March, 2021
Employer's contribution to provident fund	46.94	34.61
Employer's contribution to ESI	1.33	1.70

Notes to the financial statements

(All amounts in Indian ₹ lakhs, unless otherwise stated)

(ii) Defined benefits plans

Post-employment obligations- Gratuity

The company provides for gratuity payments to employees as per the payment of Gratuity Act, 1972. The amount of gratuity payable on retirement/termination based on the employees last drawn basic salary per month and the number of years of services with the company. Employees who are in continuous service for 5 years or more are eligible for gratuity.

Effective 1st October, 2010 the company established Alphageo India Limited employee's group gratuity trust to administered the gratuity obligations in respect of employees other than whole time directors of the company. The gratuity plan is funded through group gratuity accumulation plan of Life insurance corporation of India.

A) Reconciliation of opening and closing balances of defined benefit obligation

	Gratuity	
	As at 31 st March, 2022	As at 31 st March, 2021
Defined benefit obligation at beginning of the year		
Funded portion	177.99	157.63
Unfunded portion	26.15	24.20
Current service cost	14.69	17.48
Interest cost	14.00	12.12
Actuarial (loss) for the year	(32.88)	(1.25)
Benefits paid	(3.05)	(6.04)
Defined benefit obligation at year end	196.90	204.14
Funded portion	167.28	177.99
Unfunded portion	29.62	26.15

B) Reconciliation of opening and closing balances of fair value of plan assets

	Gratuity (Funded)	
	As at 31 st March, 2022	As at 31 st March, 2021
Fair value of plan assets at beginning of year	196.27	164.72
Expected return on plan assets	13.69	11.86
Employer contribution	6.96	25.87
Actuarial (loss)/ gain for the year	1.51	(0.28)
Others	-	0.14
Benefits paid	(3.05)	(6.04)
Fair value of plan assets at year end	215.38	196.27

C) Reconciliation of fair value of assets and obligation

	As at 31 st March, 2022	As at 31 st March, 2021
Fair value of plan assets	215.38	196.27
Present value of defined benefit obligation	196.90	204.14
Amount recognised in balance sheet [Prepaid gratuity/(gratuity)]	18.48	(7.87)
Current	-	-
Non current - unfunded	(29.62)	(26.15)
Prepaid gratuity - funded	48.10	18.28

Notes to the financial statements

(All amounts in Indian ₹ lakhs, unless otherwise stated)

D) Expenses recognised during the year

	Gratuity	
	For the year ended 31 st March, 2022	For the year ended 31 st March, 2021
In statement of profit and loss		
Current service cost	14.69	17.48
Interest cost	14.00	12.12
Return on plan assets	(13.69)	(11.86)
Defined benefit cost included in Profit and loss	15.00	17.74
In other comprehensive income		
Actuarial gain/(loss)	34.39	0.97
Net expense for the period recognised in OCI	34.39	0.97

Significant estimates: Actuarial assumptions and sensitivity

The significant actuarial assumptions were as follows:

	As at 31 st March, 2022	As at 31 st March, 2021
Discount rate	7.35%	6.91%
Salary growth rate	4%	4%
Withdrawal rate	18.47%	18.47%
Retirement age	60	60
Average balance future services	22.31	22.93
Mortality Table (L.I.C)	2012-14	2012-14

Sensitivity analysis

The sensitivity of the defined benefit obligation to changes in the weighted principal assumptions is:

Particulars	As at 31 st March, 2022	As at 31 st March, 2021
Defined benefit obligation	196.90	204.14
Discount rate:(% change compared to base due to sensitivity)		
Increase : +1%	191.03	197.64
Decrease: -1%	203.21	211.14
Salary growth rate:(% change compared to base due to sensitivity)		
Increase : +1%	203.41	211.25
Decrease: -1%	190.67	197.35
Withdrawal rate:(% change compared to base due to sensitivity)		
Increase : +1%	197.32	204.81
Decrease: -1%	196.44	203.42

The above sensitivity analysis are based on a change in an assumption while holding all other assumptions constant. In practice, this is unlikely to occur and changes in some of the assumptions may be correlated. When calculating the sensitivity of the defined benefit obligation to significant actuarial assumptions, the same method (present value of the defined benefit obligation calculated with the projected unit credit method at the end of the reporting period) has been applied as when calculating the defined benefit liability recognised in the balance sheet. The methods and types of assumptions used in preparing the sensitivity analysis did not change compared to the prior period.

Notes to the financial statements

(All amounts in Indian ₹ lakhs, unless otherwise stated)

The major categories of plans assets are as follows:

Particulars	As at 31 st March, 2022	As at 31 st March, 2021
Funds managed by insurers	100%	100%
	100%	100%

Defined benefit liability and employer contributions

The company has purchased insurance policy to provide for payment of gratuity to the employees other than whole time directors. Every year, the insurance company carries out a funding valuation based on the latest employee data provided by the company. Any deficit in the assets arising as a result of such valuation is funded by the company. The company considers that the contribution rate set at the last valuation date is sufficient to eliminate the deficit over the agreed period and that regular contributions, which are based on service costs will not increase significantly.

The weighted average duration of the defined benefit obligation is 3.90 years (31st March, 2021: 4.96 Years). The expected future cash flows over the next years, which will be met out of planned assets, is as follows:

Particulars	As at 31 st March, 2022	As at 31 st March, 2021
Defined benefit obligation-gratuity		
Less than a year	35.26	43.08
Between 2-5 years	139.21	140.55
Above 5 years	53.49	55.07

Risk management

The significant risks the company has in administering defined benefit plans are :

Interest rate risk: This may arise from volatility in asset values due to market fluctuations and impairment of assets due to credit losses. These plans primarily invest in debt instruments such as Government securities and highly rated corporate bonds – the valuation of which is inversely proportional to the interest rate movements.

Salary cost inflation risk: The present value of the defined benefit plan liability is calculated with reference to the future salaries of participants under the plan. Increase in salary due to adverse inflationary pressures might lead to higher liabilities.

Financial instruments and Risk management

Note 33: Fair value hierarchy

Fair value of the financial instruments is classified in various fair value hierarchies based on the following three levels:

Level 1: Inputs are quoted prices (unadjusted) in active market for identical assets or liabilities.

Level 2: Inputs other than quoted price including within level 1 that are observable for the asset or liability, either directly (i.e. as prices) or indirectly (i.e. derived from prices). The fair value of financial instruments that are not traded in an active market is determined using valuation techniques which maximize the use of observable market data and rely as little as possible on entity-specific estimates. If significant inputs required to fair value an instrument are observable, the instrument is included in Level 2.

Level 3: Inputs for the assets or liabilities that are not based on observable market data (unobservable inputs). If one or more of the significant inputs is not based on observable market data, the instrument is included in level 3. This is the case with listed instruments where market is not liquid and for unlisted instruments.

(Note 33 contd. to next page)

Notes to the financial statements

(All amounts in Indian ₹ lakhs, unless otherwise stated)

Note:

(i) The carrying amounts of trade payables, other financial liabilities, borrowings, cash and cash equivalents, other bank balances, others and trade receivables are considered to be the same as their fair values due to their short term nature and recoverability from /by the parties.

Note 34: Categories of financial instruments

	Fair value hierarchy	Notes	As at 31 st March, 2022		As at 31 st March, 2021	
			Carrying value	Fair value	Carrying value	Fair value
A. Financial assets						
a) Measured at amortised cost						
Cash and cash equivalents	Level -3	12	7,928.58	7,928.58	3,239.45	3,239.45
Other bank balances	Level -3	13	735.82	735.82	785.11	785.11
Trade receivables	Level -3	11	8,242.79	8,242.79	8,812.04	8,812.04
Others	Level -3		-	-	1,888.20	1,888.20
Other financial assets	Level -3	6	300.03	300.03	-	-
b) Measured at fair value through profit or loss						
Current investments (Quoted method - valuation)	Level -1	5(ii)	2,566.70	2,566.70	309.60	309.60
Total financial assets			19,773.92	19,773.92	15,034.40	15,034.40
B. Financial liabilities						
a) Measured at amortised cost						
Trade payables	Level -3		2,850.83	2,850.83	3,279.05	3,279.05
Borrowings	Level -3	15 (i) & (ii)	-	-	7.10	7.10
Other financial liabilities	Level -3	17	586.91	586.91	1,169.09	1,169.09
Total financial liabilities			3,437.74	3,437.74	4,455.24	4,455.24

Notes:

(i) In pursuance of exception in IND AS 107: Financial Instruments Disclosure in respect of Investment in equity instruments in subsidiaries carrying at cost, no further disclosure are required to be given in this regard.

Note 35: Financial risk management

The company's activities expose it to credit risk, market risk and liquidity risk . The company emphasis on risk management and has an enterprise wide approach to risk management. The company's risk management and control procedures involve prioritization and continuing assessment of these risks and device appropriate controls, evaluating and reviewing the control mechanism.

(A) Credit risk:

Credit risk is the risk of financial loss to the company if a customer to a financial instrument fails to meet its contractual obligations .The Company is exposed to credit risk from its operating activities (primarily trade receivables) and from its financing activities, including deposits with banks. Credit risk of the Company is managed at the company level. Credit risk on cash and cash equivalents is limited as the Company generally invests in term deposits with banks thereby minimising its risk.

Notes to the financial statements

(All amounts in Indian ₹ lakhs, unless otherwise stated)

The credit risk related to trade receivables is influenced mainly by the individual characteristics of each customer. The credit risk is managed by the company by establishing credit limits and continuously monitoring the credit worthiness of the customers. The company is not required to provide for lifetime expected credit losses based on the past experience where it believes that there is no probability of default based on credit worthiness of company customers. Financial assets are written off when there is no reasonable expectation of recovery.

(B) Market risk:

Market risk is the risk that the future value of a financial instrument will fluctuate due to moves in the market factors. The most common types of market risks are interest rate risk and foreign currency risk.

i) Interest rate risk

Interest rate risk is the risk that the future cash flows or the fair value of a financial instrument will fluctuate because of changes in market interest rates. The interest rate risk is towards short term borrowings and term deposits with banks. The company manages its market interest rates by fixed rate interest hence, the company is not significantly exposed to interest rate risks.

ii) Price risk

The company is exposed to risk from investments in mutual funds. The company has invested in quoted debt mutual funds with various mutual funds. The company is very cautious in their investment decisions and takes a conservative approach of investing in hybrid mutual funds with minimal risk. The table below summarises the impact of increase/ (decrease) in the net asset value (NAV) of these investments.

The analysis is based on the assumption that the NAV has (increased)/decreased by 1% with all other variables held constant.

	Impact on profit after tax (Income) / Expense	
	For the year ended 31 st March, 2022	For the year ended 31 st March, 2021
-Increase in NAV by 1%	(25.67)	(3.10)
-Decrease in NAV by 1%	25.67	3.10

iii) Foreign currency risk

Foreign currency risk is the risk that the fair value or future cash flows of an exposure will fluctuate because of changes in foreign exchange rates. As the company is not foreseeing significant transaction in other than functional currency the exposure to the foreign currency is minimal.

Foreign currency exposure as at the reporting date

	As at 31 st March, 2022		As at 31 st March, 2021	
	USD in numbers	Equivalent amount in ₹	USD in numbers	Equivalent amount in ₹
Balance with banks	34	0.03	34	0.03
Advance for suppliers	2,503	1.90	-	-
Payables for supplies against capital items	65,750	48.33	7,24,880	532.82
Payables for services	-	-	62,195	45.72

Notes to the financial statements

(All amounts in Indian ₹ lakhs, unless otherwise stated)

(C) Liquidity risk:

Liquidity risk refers to the risk that the company cannot meet its financial obligations. The objective of liquidity risk management is to maintain sufficient liquidity and ensure that funds are available for use as per requirements.

The company manage its risk from their principle source of resources such as cash and cash equivalents , cash flows that is generated from operations and other means of borrowings, to ensure, as far as possible , that it will always have sufficient liquidity to meet the liabilities.

The table below provides details regarding the remaining contractual maturities of financial liabilities at the reporting date:

	On demand	Due in 1 st year	Due after 1 st year	Total
As at 31st March, 2022				
Borrowing	-	-	-	-
Trade and other payable	-	2,850.83	-	2,850.83
Other financial liabilities	-	586.91	-	586.91
As at 31st March, 2021				
Borrowing	0.11	3.35	3.64	7.10
Trade and other payable	-	3,279.05	-	3,279.05
Other financial liabilities	-	1,169.09	-	1,169.09

(D) Other risk - Impact of COVID-19 (Global pandemic) :

The management has assessed the impact of COVID-19 pandemic on the financial statements, business operations, liquidity position, cash flow and has concluded that based on the current estimates no material adjustments are required in the carrying amount of assets and liabilities as at 31st March 2022.

The impact of the pandemic may be different from that estimated as at the date of approval of these financial statements and the company will continue to closely monitor any material changes to future economic conditions.

Note 36: Capital management

The company's financial strategy aims to provide adequate capital for its growth plans for sustained stakeholder value. The company's objective is to safeguard its ability to continue as a going concern, so that it can continue to provide returns for shareholders and benefits for other stakeholders and depending on the financial market scenario, nature of the funding requirements and cost of such funding, the company decides the optimum capital structure. The company aims at maintaining a strong capital base so as to maintain adequate supply of funds towards future growth plans as a going concern.

The Company monitors the capital structure on the basis of total debt to equity ratio :

Particulars	As at 31 st March, 2022	As at 31 st March, 2021
Net debt*	-	-
Equity	24,298.97	23,454.24
Total capital (Net debt+Equity)	24,298.97	23,454.24
Net debt to Total capital (%)	0.00%	0.00%
Equity to total capital	100.00%	100.00%

Notes to the financial statements

(All amounts in Indian ₹ lakhs, unless otherwise stated)

***Net debt represents:**

Particulars	As at 31 st March, 2022	As at 31 st March, 2021
A) Borrowings		
Non-current borrowings	-	3.64
Current borrowings	-	3.46
Total (A)	-	7.10
B) Cash and cash equivalents	7,928.58	3,239.45
C) Current investments	2,566.70	309.60
D) Net debt / (asset) (A-B-C)	(10,495.28)	(3,541.95)

Note 37: Contingent liabilities

	As at 31 st March, 2022	As at 31 st March, 2021
Claims against the company not acknowledged as debts in respect of		
- Income tax	601.58	-

In March 2022, company received notices of demand under section 156 of the income tax act relating to the seven assessment years from 2014-15 to 2020-21 amounting to ₹601.58 lakhs on account of the dispute related to the allowability of depreciation. Company preferred to contest the same and filed an appeal before the relevant appellate authorities within the stipulated time. Company's management considered it to be probable that the appeal will be in its favor and has therefore not recognised the provision in relation to this demand and the same had been considered as contingent liability as at 31st March, 2022.

Note 38 : Payables to Micro, Small & Medium Enterprises

Information pertaining to Micro and Small Enterprises as required to be disclosed under the Micro, Small and Medium Enterprises Development Act, 2006 ("Act") as given below has been determined to the extent such parties have been identified on the basis of information available with the company:

	As at 31 st March, 2022	As at 31 st March, 2021
Principal amount remaining unpaid as on 31 st March	NIL	NIL
Interest due thereon as on 31 st March	NIL	NIL
Interest paid by the company in terms of Section 16 of Micro, Small and Medium Enterprises Development Act, 2006, along with the amount of payment made to the supplier beyond the appointed day during the year	NIL	NIL
Interest due and payable for the period of delay in making payment (which have been paid but beyond the appointed day during the year) but without adding the interest specified under the Act	NIL	NIL
Interest accrued and remaining unpaid as at 31 st March	NIL	NIL
Further interest remaining due and payable even in the succeeding years, until such date when the interest dues as above are actually paid to the small enterprise for the purpose of disallowance as a deductible expenditure under Section 23 of the Act	NIL	NIL

Note : The list of undertakings covered under MSMED was determined by the company on the basis of information/confirmations available with the company and has been relied upon by the auditors.

Notes to the financial statements

(All amounts in Indian ₹ lakhs, unless otherwise stated)

Note 39: Ageing of trade payables as at 31st March, 2022

Particulars	Not due for payment*	Less than 1 year	1- 2 years	2-3 years	More than 3 years	Total
(i) Undisputed dues						
MSME	-	-	-	-	-	-
Others	2,801.43	49.40	-	-	-	2,850.83
(ii) Disputed dues						
MSME	-	-	-	-	-	-
Others	-	-	-	-	-	-
Total	2,801.43	49.40	-	-	-	2,850.83

Ageing of trade payables as at 31st March, 2021

Particulars	Not due for payment*	Less than 1 year	1- 2 years	2-3 years	More than 3 years	Total
(i) Undisputed dues						
MSME	-	-	-	-	-	-
Others	2,968.35	309.28	1.42	-	-	3,279.05
(ii) Disputed dues						
MSME	-	-	-	-	-	-
Others	-	-	-	-	-	-
Total	2,968.35	309.28	1.42	-	-	3,279.05

(* Not due for payment includes unbilled amount of ₹52.25 Lakhs (31st March, 2021: ₹446.63 Lakhs)) by the vendors.

Note 40 : Segment information

Description of segments and principal activities

The Chairman & Managing Director has been identified as the Chief Operating Decision Maker (CODM). Operating segments are defined as components of an enterprise for which discrete financial information is available. This is evaluated regularly by the CODM, in deciding how to allocate resources and assessing the company's performance. The company is engaged in seismic service and operates in a single operating segment.

In accordance with paragraph 4 of IND AS 108- "Operating Segments" the company has disclosed segment information only on the basis of consolidated financial statements which are presented together along with the standalone financial statements.

Notes to the financial statements

(All amounts in Indian ₹ lakhs, unless otherwise stated)

Note 41: Interest in Other Entities

The company's subsidiaries as at 31st March, 2022 are set out below. Unless otherwise stated, they have share capital consisting solely of equity shares that are held directly by the company.

Name of entities	Relationship	Principle activity	Place of business	Ownership	
				As at 31 st March, 2022	As at 31 st March, 2021
Alphageo International Limited	Subsidiary	Investment in companies and joint ventures and providing technical support services	Dubai	100%	100%
Alphageo DMCC	Step down subsidiary	Provision of onshore and offshore oil and gas field services, geophysical studies and geological services and rental of drilling equipment & machinery	Dubai	100%	100%
Alphageo Offshore Services Private Limited	Subsidiary	Provision of services related to onshore and offshore oil, gas, minerals and other hydrocarbon products or substances	India	70%	70%
Alphageo Marine Services India Private Limited	Subsidiary	Provision of marine survey services and aerial geophysical services	India	74%	74%

- Method of accounting of investment in subsidiaries are at amortised cost

Note 42: Related party transactions

(a) Enterprises where control exists

Wholly owned subsidiary Company	: Alphageo International Limited
Stepdown subsidiary	: Alphageo DMCC (Subsidiary of Alphageo International Limited)
Subsidiaries	: Alphageo Marine Services Private Limited
	: Alphageo Offshore Services Private Limited

(b) Key management personnel(KMP)	: Dinesh Alla, Chairman & Managing Director
	: Savita Alla, Joint Managing Director
	: Rajesh Alla, Non Executive Director
	: Raju Mandapalli, Independent Director
	: Mahendra Pratap, Independent Director
	: Vinay Kumar Verma, Independent Director

(c) Relative of key management personnel	: Kamala Rajupet
	: Sashank Alla
	: Anisha Alla
	: Mrudula Alla
	: Gopinath Reddy Rajupet

Notes to the financial statements

(All amounts in Indian ₹ lakhs, unless otherwise stated)

(d) List of related parties over which control / significant influence exists with whom the company has transactions :

Dinesh Alla (HUF)	
TRAC	
Athena Infracon (India) Private Limited	Entity in which key management personnel has significant influence
Aquila Drilling Private Limited	
Rajesh Alla (HUF)	Entity in which relative of key management personnel has significant influence
IIC Technologies Private Limited	

(e) Employee benefit plans : Alphageo India Limited Employees' Group Gratuity Trust

(f) Transactions with related parties:

	As at 31 st March, 2022		As at 31 st March, 2021	
	Amount	Outstanding balance	Amount	Outstanding balance
Key management personnel:				
Short term employee benefits				
Remuneration*	374.84	209.64	215.26	250.30
Directors fees	10.05	-	7.20	-
Others				
Dividend	108.09	-	-	-
Relatives of key management personnel:				
Salary	11.29	0.21	9.20	0.41
Dividend	57.69	-	-	-
Concerns in which key management personnel has substantial interest:				
Rent	8.04	-	8.04	0.43
Dividend	49.02	-	-	-
Concerns in which relative of the key management personnel has substantial interest:				
Dividend	6.91	-	-	-
Rent	1.80	-	1.80	-
Advance adjusted against equipment hire charges	-	-	78.21	14.39
Equipment hire charges	-	-	76.11	-
Reimbursement of expenses	-	-	1.48	-
Contribution to funds:				
Post employment benefit plan	6.95	-	26.94	-
Subsidiaries:				
Investment in equity shares	-	-	6.00	-
Reimbursement of expenses	0.42	-	0.09	-
Step-down subsidiary:				
Equipment hire charges	53.56	-	86.07	45.72

(f) Terms and Conditions

Transactions relating to dividends were on the same terms and conditions that applied to other stake holders.

*Provision for employee benefits, which are based on actuarial valuation done on an overall company basis, is excluded.

Notes to the financial statements

(All amounts in Indian ₹ lakhs, unless otherwise stated)

(g) Disclosure of the total transactions w.r.t related parties during the year:

Nature of the transaction	Name of the related party	As at 31 st March, 2022	As at 31 st March, 2021
Short term employee benefits	Dinesh Alla	231.40	116.76
	Savita Alla	143.44	98.49
Directors fees	Rajesh Alla	2.55	1.80
	Raju Mandapalli	2.40	1.80
	Mahendra Pratap	2.55	1.80
	Vinay Kumar Varma	2.55	1.80
Salary	Sashank Alla	11.29	9.20
Rent	Trac	3.60	3.60
	Dinesh Alla (HUF)	4.44	4.44
	Rajesh Alla (HUF)	1.80	1.80
Dividend	Dinesh Alla	76.77	-
	Savita Alla	31.32	-
	Aquila Drilling Private Limited	36.79	-
Equipment hire charges	IIC Technologies Private Limited	-	76.11
Reimbursement of expenses	Alphageo Offshore Services Private Limited	0.39	0.09
	IIC Technologies Private Limited	-	1.48
Investment in equity shares	Alphageo Offshore Services Private Limited	-	6.00
Post employment benefit plan	Alphageo India Limited Employees' Group Gratuity Trust	6.95	26.94
Advance adjusted against equipment hire charges	IIC Technologies Private Limited	-	78.21
Equipment hire charges	Alphageo DMCC	53.56	86.07

Note 43: Earnings per share (EPS)

	For the year ended 31 st March, 2022	For the year ended 31 st March, 2021
(a) Basic & Diluted EPS		
Earnings per share attributable to the equity holders of the company	20.87	11.68

(b) Reconciliation of earnings used in calculating earnings per share

	For the year ended 31 st March, 2022	For the year ended 31 st March, 2021
Basic and Diluted earnings per share		
Profit attributable to the equity holders of the company used in calculating EPS	1,328.18	743.16

Notes to the financial statements

(All amounts in Indian ₹ lakhs, unless otherwise stated)

(c) Weighted average number of shares used as the denominator

	For the year ended 31 st March, 2022	For the year ended 31 st March, 2021
Weighted average number of equity shares used as the denominator in calculating basic earnings per share	63,64,767	63,64,767
Adjustments for calculation of diluted earnings per share	-	-
Weighted average number of equity shares used as the denominator in calculating diluted earnings per share	63,64,767	63,64,767

Note 44: Assets pledged as security

The carrying amounts of company's assets pledged as security for current borrowings are:

	As at 31 st March, 2022	As at 31 st March, 2021
Hypothecation of stocks, book debts and current assets -First charge		
Trade receivables	8,242.79	8,812.04
Inventories	69.90	136.25
Fixed deposits	198.29	184.48
Other assets (Other than above)	11,336.97	9,127.10
Second charge		
Equitable mortgage of land and buildings and movable fixed assets	5,282.33	6,964.99

Note 45: Events occurring after the reporting period

(i) Proposed dividend

The dividend proposed and recommended by the Board of Directors for the approval of members at the ensuing annual general meeting :

	As at 31 st March, 2022	As at 31 st March, 2021
On equity shares of ₹10/- each		
Proposed dividend*	509.18	509.18
Proposed dividend per equity share in Rupees	8.00	8.00

*TDS will be deducted at the time of payment of dividend as per the applicable provisions of the Income Tax Act, 1961.

Note 46: Ratios

Particulars	Numerator	Denominator	As at 31 st March, 2022	As at 31 st March, 2021	% Change in ratio
a) Current ratio	Current assets	Current liabilities	5.34	3.99	34%
b) Debt-equity ratio	Total debt	Total equity	-	0.01	-100%
c) Debt service coverage ratio	Profit after tax+Non cash expenses + Interest + Others non cash adjustments	Interest + Principle payments	275.17	0.58	47651%

Notes to the financial statements

(All amounts in Indian ₹ lakhs, unless otherwise stated)

Particulars	Numerator	Denominator	As at 31 st	As at 31 st	% Change in ratio
			March, 2022	March, 2021	
d) Return on equity ratio	Profit after tax	Average share-holder's funds	6%	3%	3%
e) Trade receivables turnover ratio	Revenue from operations	Average trade receivable	1.82	1.66	9%
f) Trade payables turnover ratio	Geophysical survey and related expenses	Average trade payable	3.29	3.00	10%
g) Net capital turnover ratio	Revenue from operations	Working capital	0.96	1.05	-8%
h) Net profit ratio	Profit after tax	Revenue from operations	9%	5%	4%
i) Return on capital employed	Earning before interest and taxes	Capital employed = Net worth + Total debt	6%	-5%	11%
j) Return on investment - (Quoted & Unquoted)	Income generated from investments	Average invested funds	7%	6%	1%

Reasons for variance**Current ratio :** Change on account of current year accruals**Debt-equity ratio:** Change on account of repayment of total debt during the year.**Debt service coverage ratio:** Change on account of increase in operating revenue and reduction in debt.

Note 47 (i): No funds have been advanced or loaned or invested (either from borrowed funds or share premium or any other sources or kind of funds) by the company to or in any other person(s) or entity(ies), including foreign entities ("Intermediaries") with the understanding, whether recorded in writing or otherwise, that the intermediary shall lend or invest in party identified by or on behalf of the company (Ultimate beneficiaries). The company has not received any fund from any party(s) (Funding party) with the understanding that the company shall whether, directly or indirectly lend or invest in other persons or entities identified by or on behalf of the company ("Ultimate beneficiaries") or provide any guarantee, security or the like on behalf of the ultimate beneficiaries.

Note 47 (ii): No funds have been received by the company from any person or entity, including foreign entity ("Funding parties"), with the understanding, whether recorded in writing or otherwise, that the company shall, whether, directly or indirectly, lend or invest in other persons or entities identified in any manner whatsoever by or on behalf of the funding party ("Ultimate beneficiaries") or provide any guarantee, security or the like on behalf of the ultimate beneficiaries.

Note 48: The figures for the previous year have been reclassified / regrouped wherever necessary to conform to current year's classification.

The accompanying notes are an integral part of the financial statements

As per our report of even date**For MAJETI & CO.**

Chartered Accountants

Firm's registration number: 0159755

Kowshik Anna

Partner

Membership number: 244172

Hyderabad

May 27, 2022

For and on behalf of the Board**Dinesh Alla**

Chairman and Managing Director

DIN No: 01843423

Rohini Gade

Chief Financial Officer

Savita Alla

Joint Managing Director

DIN No: 00887071

Sakshi Mathur

Company Secretary

Independent Auditor's Report

To The Members of **ALPHAGEO (INDIA) LIMITED**

Report on the Audit of the Consolidated Financial Statements

Opinion

We have audited the accompanying Consolidated financial statements of **ALPHAGEO (INDIA) LIMITED** ("the Holding Company" or "Company") and its subsidiaries, (Holding Company and its subsidiaries together referred to as "the Group") which comprise the Consolidated Balance Sheet as at 31st March, 2022, and the Consolidated Statement of Profit and Loss (including Other Comprehensive Income), the Consolidated Statement of Changes in Equity and the Consolidated Statement of Cash Flows for the year then ended, and a summary of significant accounting policies and other explanatory information (hereafter referred to as the "Consolidated financial statements").

In our opinion and to the best of our information and according to the explanations given to us, the aforesaid Consolidated financial statements, give the information required by the Companies Act, 2013 (the "Act") in the manner so required and give a true and fair view in conformity with the Indian Accounting Standards prescribed under section 133 of the Act read with the Companies (Indian Accounting Standards) Rules, 2015, as amended, ("IND AS") and other accounting principles generally accepted in India, of the Consolidated state of affairs of the Group as at 31st March, 2022, and their Consolidated profit, their Consolidated total comprehensive income, their Consolidated changes in equity and their Consolidated cash flows for the year ended on that date.

Basis for Opinion

We conducted our audit of the Consolidated financial statements in accordance with the Standards on Auditing (SAs) specified under section 143(10) of the Act. Our responsibilities under those Standards are further described in the Auditor's Responsibility for the Audit of the Consolidated Financial Statements section of our

report. We are independent of the Group in accordance with the Code of Ethics issued by the Institute of Chartered Accountants of India (ICAI) together with the ethical requirements that are relevant to our audit of the Consolidated financial statements under the provisions of the Act and the Rules made thereunder and we have fulfilled our other ethical responsibilities in accordance with these requirements and the ICAI's Code of Ethics. We believe that the audit evidence obtained by us is sufficient and appropriate to provide a basis for our opinion on the Consolidated financial statements.

Emphasis of Matter

1. We draw your attention to note no 38 of the Consolidated IND AS financial Statements, according to which the company had received notice of demand under section 156 of the Income Tax Act 1961, against which company has preferred an appeal before the relevant appellate authorities within the prescribed time. Management expects positive outcome of these appeals. Accordingly, the said demand in the note above is disclosed under contingent liability.
2. We draw your attention to note no. 32(d) to the Consolidated IND AS financial statements, where in management considered trade receivables outstanding more than one year amounting to ₹796.40 lakhs as being good and fully recoverable for the reasons described in the aforesaid note. Accordingly, no expected credit loss provision has been made in accordance with IND AS 109.

Key audit matters

Key audit matters are those matters that, in our professional judgement, were of most significance in our audit of the Consolidated financial statements of the

current period. These matters were addressed in the context of our audit of the Consolidated financial statements as a whole, and in forming our opinion thereon, and we do not provide a separate opinion on these matters. We have determined the matters described below to be the key audit matters to be communicated in our report.

Sr. No.	Key Audit Matter	Auditor's Response
1.	<p><u>Accuracy of revenue recognition:</u></p> <p>Measurement of Liquidated damages/Contractual Deductions involves critical estimates.</p> <p>As per IND AS 115 Revenue should be recognised when (or as) an entity transfers control of goods or services to a customer at the amount to which an entity expects to be entitled.</p> <p>As per the standard, Company is required to recognise the revenue at the amount of the transaction price. While determining the transaction price, an entity is required to consider the effects of all of the following:</p> <ul style="list-style-type: none"> • Variable consideration • Constraining estimates of variable consideration • Consideration payable to a customer. <p>Applying the principles of IND AS 115 to the given case, Critical Estimates involved as detailed below.</p> <p>Estimate the amount of consideration, Where the contractual deductions are inherent in determination of transaction price:</p> <p>Estimated Liquidated damages are critical estimate to determine the variable consideration. This estimate has an inherent uncertainty as the deductions will be impacted based on the work to be executed in future in accordance with the contract.</p> <p>Refer note 21 to the Consolidated financial statements.</p>	<p>Principal audit procedures performed:</p> <ul style="list-style-type: none"> • Based on our knowledge gained through Company's contract with customer and work completed till date, we reviewed the management workings on the calculation of Transaction price adjustment w.r.t to variable consideration i.e., adjustment of transaction price for the contractual deductions. • We also considered the historical accuracy of estimates made by management. • We further challenged management's contract risk assessments by enquiries, and review of correspondence with customers where available.

Information Other than the Financial Statements and Auditor's Report Thereon

- The Holding Company's Board of Directors is responsible for the other information. The other information comprises the information included in the Management Discussion and Analysis, Board's Report including Annexures to Board's Report, Corporate Governance and Shareholder's Information but does not include the consolidated financial statements, standalone financial statements and our auditor's report thereon.
- Our opinion on the consolidated financial statements does not cover the other information and we will not express any form of assurance conclusion thereon.
- In connection with our audit of the consolidated financial statements, our responsibility is to read the other information, compare with the financial statements of the subsidiaries audited by the other auditors, to the extent it relates to these entities and, in doing so, place reliance on the work of the other auditors and consider whether the other information is materially inconsistent with the

consolidated financial statements or our knowledge obtained during the course of our audit or otherwise appears to be materially misstated. Other information so far as it relates to the subsidiaries is traced from their financial statements audited by the other auditors.

- If, based on the work we have performed, we conclude that there is a material misstatement of this other information, we are required to report that fact. We have nothing to report in this regard.

Management's Responsibility for the Consolidated Financial Statements

The Holding Company's Board of Directors is responsible for the matters stated in section 134(5) of the Act with respect to the preparation of these consolidated financial statements that give a true and fair view of the consolidated financial position, consolidated financial performance including other comprehensive income, consolidated cash flows and consolidated changes in equity of the Group in accordance with the IND AS and other accounting principles generally accepted in India. The respective Board of Directors of the companies included in the Group are responsible for maintenance of adequate accounting records in accordance with the provisions of the Act for safeguarding the assets of the Group and for preventing and detecting frauds and other irregularities; selection and application of appropriate accounting policies; making judgments and estimates that are reasonable and prudent; and design, implementation and maintenance of adequate internal financial controls, that were operating effectively for ensuring the accuracy and completeness of the accounting records, relevant to the preparation and presentation of the financial statements that give a true and fair view and are free from material misstatement, whether due to fraud or error, which have been used for the purpose of preparation of the consolidated financial statements by the Directors of the Holding Company, as aforesaid.

In preparing the consolidated financial statements, the respective Board of Directors of the companies included in the Group are responsible for assessing the ability of the respective entities to continue as a going concern, disclosing, as applicable, matters related to going concern and using the going concern basis of accounting unless the respective Board of Directors either intends to liquidate their respective entities or to cease operations, or has no realistic alternative but to do so.

The respective Board of Directors of the companies included in the Group are also responsible for overseeing the financial reporting process of the Group.

Auditor's Responsibility for the Audit of the Consolidated Financial Statements

Our objectives are to obtain reasonable assurance about whether the consolidated financial statements as a whole are free from material misstatement, whether due to fraud or error, and to issue an auditor's report that includes our opinion. Reasonable assurance is a high level of assurance, but is not a guarantee that an audit conducted in accordance with SAs will always detect a material misstatement when it exists. Misstatements can arise from fraud or error and are considered material if, individually or in the aggregate, they could reasonably be expected to influence the economic decisions of users taken on the basis of these consolidated financial statements.

As part of an audit in accordance with SAs, we exercise professional judgement and maintain professional scepticism throughout the audit. We also:

- Identify and assess the risks of material misstatement of the consolidated financial statements, whether due to fraud or error, design and perform audit procedures responsive to those risks, and obtain audit evidence that is sufficient and appropriate to provide a basis for our opinion. The risk of not detecting a material misstatement resulting from fraud is higher than for one resulting from error, as fraud may involve collusion, forgery, intentional omissions, misrepresentations, or the override of internal control.
- Obtain an understanding of internal financial control relevant to the audit in order to design audit procedures that are appropriate in the circumstances. Under section 143(3)(i) of the Act, we are also responsible for expressing our opinion on whether the Holding Company has adequate internal financial controls system in place and the operating effectiveness of such controls.
- Evaluate the appropriateness of accounting policies used and the reasonableness of accounting estimates and related disclosures made by the management.
- Conclude on the appropriateness of management's use of the going concern basis of accounting and, based on the audit evidence obtained, whether

a material uncertainty exists related to events or conditions that may cast significant doubt on the ability of the Group to continue as a going concern. If we conclude that a material uncertainty exists, we are required to draw attention in our auditor's report to the related disclosures in the consolidated financial statements or, if such disclosures are inadequate, to modify our opinion. Our conclusions are based on the audit evidence obtained up to the date of our auditor's report. However, future events or conditions may cause the Group to cease to continue as a going concern.

- Evaluate the overall presentation, structure and content of the consolidated financial statements, including the disclosures, and whether the consolidated financial statements represent the underlying transactions and events in a manner that achieves fair presentation.
- Obtain sufficient appropriate audit evidence regarding the financial information of the entities or business activities within the Group to express an opinion on the consolidated financial statements. We are responsible for the direction, supervision and performance of the audit of the financial statements of such entities included in the consolidated financial statements of which we are the independent auditors. For the entities or business activities included in the consolidated financial statements, which have been audited by the other auditors, such other auditors remain responsible for the direction, supervision and performance of the audits carried out by them. We remain solely responsible for our audit opinion.

Materiality is the magnitude of misstatements in the consolidated financial statements that, individually or in aggregate, makes it probable that the economic decisions of a reasonably knowledgeable user of the consolidated financial statements may be influenced. We consider quantitative materiality and qualitative factors in (i) planning the scope of our audit work and in evaluating the results of our work; and (ii) to evaluate the effect of any identified misstatements in the consolidated financial statements.

We communicate with those charged with governance of the Holding Company and such other entities included in the consolidated financial statements of which we are the independent auditors regarding, among other matters,

the planned scope and timing of the audit and significant audit findings, including any significant deficiencies in internal control that we identify during our audit.

We also provide those charged with governance with a statement that we have complied with relevant ethical requirements regarding independence, and to communicate with them all relationships and other matters that may reasonably be thought to bear on our independence, and where applicable, related safeguards.

From the matters communicated with those charged with governance, we determine those matters that were of most significance in the audit of the consolidated financial statements of the current period and are therefore the key audit matters. We describe these matters in our auditor's report unless law or regulation precludes public disclosure about the matter or when, in extremely rare circumstances, we determine that a matter should not be communicated in our report because the adverse consequences of doing so would reasonably be expected to outweigh the public interest benefits of such communication.

Other Matters

- (a) We did not audit the financial statements of three subsidiaries (which includes one step down subsidiary) whose financial statements reflect total assets of ₹4195.05 Lakhs and net assets of ₹4183.30 as at 31st March, 2022, total income of ₹72.47 Lakhs, total net loss after tax and total comprehensive income of ₹109.78 Lakhs and net cash inflows amounting to ₹274.54 Lakhs for the year ended on that date, as considered in the consolidated financial statements. These financial statements have been audited by other auditors whose reports have been furnished to us by the Management and our opinion on the consolidated financial statements, in so far as it relates to the amounts and disclosures included in respect of these subsidiaries and our report in terms of subsection (3) of Section 143 of the Act, in so far as it relates to the aforesaid subsidiaries is based solely on the reports of the other auditors.

Our opinion on the consolidated financial statements above and our report on Other Legal and Regulatory Requirements below, is not modified in respect of the above matters with respect to our reliance on the work done and the reports of the other auditors.

Report on Other Legal and Regulatory Requirements

1. As required by Section 143(3) of the Act, based on our audit we report that:
 - a) We have sought and obtained all the information and explanations which to the best of our knowledge and belief were necessary for the purposes of our audit of Consolidated Financial Statements.
 - b) In our opinion, proper books of account as required by law relating to preparation of the aforesaid consolidated financial statements have been kept so far as it appears from our examination of those books, returns and the reports of the other auditors.
 - c) The Consolidated Balance Sheet, the Consolidated Statement of Profit and Loss including Other Comprehensive Income, the Consolidated Statement of Cash Flows and the Consolidated Statement of Changes in Equity dealt with by this Report are in agreement with the relevant books of account maintained for the purpose of preparation of the consolidated financial statements.
 - d) In our opinion, the aforesaid Consolidated financial statements comply with the IND AS specified under Section 133 of the Act.
 - e) On the basis of the written representations received from the directors of the Holding Company as on 31st March, 2022 taken on record by the Board of Directors of the Company and the reports of the statutory auditors of its subsidiary companies incorporated in India, none of the directors of the Group companies, is disqualified as on 31st March, 2022 from being appointed as a director in terms of Section 164 (2) of the Act.
 - f) With respect to the, Reporting on the adequacy of Internal Financial Control Over Financial Reporting of the Group and the operating effectiveness of such controls, under section 143(3)(i) of the Act is not applicable in view of the exemption available to all the subsidiary companies incorporated in India in terms of the notification no. G.S.R. 583(E) dated 13th June 2017 issued by the Ministry of Corporate Affairs, Government of India, read with general circular No. 08/2017 dated 25th July 2017. Hence this report does not contain a separate report on the internal financial controls over financial reporting of the Group under Clause (i) of Sub-section 3 of Section 143 of the Act.
 - g) With respect to the other matters to be included in the Auditor's Report in accordance with the requirements of section 197(16) of the Act, as amended,

In our opinion and to the best of our information and according to the explanations given to us, the remuneration paid by the Holding Company to its directors during the year is in accordance with the provisions of section 197 of the Act.
 - h) With respect to the other matters to be included in the Auditor's Report in accordance with Rule 11 of the Companies (Audit and Auditors) Rules, 2014, as amended in our opinion and to the best of our information and according to the explanations given to us:
 - i. The Group has disclosed the impact of pending litigation on its financial position as stated in Note 32 to the Consolidated Financial Statements.
 - ii. The Group has made provision, as required under the applicable law or accounting standards, for material foreseeable losses, if any, on long-term contracts, the company doesn't have derivative contracts;
 - iii. There has been no delay in transferring amounts, required to be transferred, to the Investor Education and Protection Fund by the Holding Company in India and its subsidiary companies incorporated in India.
 - iv. (a) The respective Managements of the Company and its subsidiaries which are companies incorporated in India, whose financial statements have been audited under the Act, have represented to us that, to the best of their knowledge and belief, no funds (which are material either individually or in the aggregate) have been advanced or loaned or invested (either from borrowed funds or share premium or any other sources or kind of funds) by the Company or any of such subsidiaries to or in

- any other person or entity, including foreign entity ("Intermediaries"), with the understanding, whether recorded in writing or otherwise, that the Intermediary shall, directly or indirectly lend or invest in other persons or entities identified in any manner whatsoever by or on behalf of the Company or any of such subsidiaries ("Ultimate Beneficiaries") or provide any guarantee, security or the like on behalf of the Ultimate Beneficiaries.
- (b) The respective Managements of the Company and its subsidiaries which are companies incorporated in India, whose financial statements have been audited under the Act, have represented to us that, to the best of their knowledge and belief, no funds (which are material either individually or in the aggregate) have been received by the Company or any of such subsidiaries from any person or entity, including foreign entity ("Funding Parties"), with the understanding, whether recorded in writing or otherwise, that the Company or any of such subsidiaries shall, directly or indirectly, lend or invest in other persons or entities identified in any manner whatsoever by or on behalf of the Funding Party ("Ultimate Beneficiaries") or provide any guarantee, security or the like on behalf of the Ultimate Beneficiaries;
- (c) Based on the audit procedures that have been considered reasonable and appropriate in the circumstances performed by us on the Company and its subsidiaries which are companies incorporated in India whose financial statements have been audited under the Act, nothing has come to our notice that has caused us to believe that the representations under sub-clause (i) and (ii) of Rule 11(e), as provided under (a) and (b) above, contain any material misstatement.
- v. As stated in Note no 46 to the Consolidated financial statements
- (a) The final dividend proposed in the previous year, declared and paid by the holding Company during the year is in accordance with Section 123 of the Act, as applicable.
- (b) The Group has not issued any interim dividend during the year.
- (c) The Board of Directors of the holding Company have proposed final dividend for the year which is subject to the approval of the members at the ensuing Annual General Meeting. The amount of dividend proposed is in accordance with section 123 of the Act, as applicable.
2. With respect to the matters specified in paragraphs 3(xxi) and 4 of the Companies (Auditor's Report) Order, 2020 (the "Order"/ "CARO") issued by the Central Government in terms of Section 143(11) of the Act, to be included in the Auditor's report, according to the information and explanations given to us, and based on the CARO reports issued by us for the Holding Company and its Indian subsidiaries included in the consolidated financial statements of the Company, to which reporting under CARO is applicable, we report that there are no qualifications or adverse remarks in these CARO reports.

For MAJETI & CO

Chartered Accountants

Firm's Registration No: 0159755

Kowshik Anna

Partner

Place: Hyderabad

Date: May 27, 2022

Membership No:244172

UDIN No: 22244172AJTRHT8526

Consolidated Balance Sheet as at 31st March, 2022

(All amounts in Indian ₹ lakhs, unless otherwise stated)

Particulars	Note No.	As at	As at
		31 st March, 2022	31 st March, 2021
ASSETS			
I Non-current assets			
(a) Property, plant and equipment	3	6,490.63	8,235.79
(b) Capital work-in-progress	3	119.37	219.83
(c) Intangible assets	4	6.17	5.98
(d) Financial assets			
i) Others	5	300.03	-
(e) Deferred tax assets (net)	6	1,231.47	1,258.90
(f) Other assets	7 (i)	8.15	66.11
Total non-current assets		8,155.82	9,786.61
II Current assets			
(a) Inventories	9	69.90	136.25
(b) Financial assets			
(i) Investments	10	2,566.70	309.60
(ii) Trade receivables	11	8,242.79	8,812.04
(iii) Cash and cash equivalents	12	10,762.09	5,706.79
(iv) Bank balances other than cash and cash equivalents	13	735.82	785.11
(v) Loans	14	151.61	382.78
(vi) Others	22(a)	-	1,888.20
(c) Other assets	7(ii)	196.28	616.85
(d) Income tax assets (net)	8	127.21	2,498.49
Total current assets		22,852.40	21,136.11
TOTAL ASSETS		31,008.22	30,922.72
EQUITY AND LIABILITIES			
III Equity			
(a) Equity share capital	15	637.84	637.84
(b) Other equity		26,528.01	25,661.31
Equity attributable to equity holders of the parent		27,165.85	26,299.15
Non controlling interest		3.76	4.14
Total equity		27,169.61	26,303.29
IV Non-current liabilities			
(a) Financial liabilities			
(i) Borrowings	16(i)	-	3.64
(b) Provisions	17(i)	111.67	73.80
Total non-current liabilities		111.67	77.44
V Current liabilities			
(a) Financial liabilities			
(i) Borrowings	16(ii)	-	3.46
(ii) Trade payables:			
- dues to micro and small enterprises (Refer note: 39 & 40)		-	-
- dues to others		2,850.83	3,233.33
(iii) Other financial liabilities	18	598.62	1,182.24
(b) Other current liabilities	19	134.78	103.41
(c) Provisions	17(ii)	15.60	19.55
(d) Income tax liabilities (net)	20	127.11	-
Total current liabilities		3,726.94	4,541.99
Total liabilities		3,838.61	4,619.43
TOTAL EQUITY AND LIABILITIES		31,008.22	30,922.72

The accompanying notes are an integral part of the financial statements

**As per our report of even date
For MAJETI & CO.**Chartered Accountants
Firm's registration number: 0159755**Kowshik Anna**Partner
Membership number: 244172Hyderabad
May 27, 2022**For and on behalf of the Board****Dinesh Alla**
Chairman and Managing Director
DIN No: 01843423**Rohini Gade**
Chief Financial Officer**Savita Alla**
Joint Managing Director
DIN No: 00887071**Sakshi Mathur**
Company Secretary

Consolidated Statement of Profit and Loss for the year ended 31st March, 2022

(All amounts in Indian ₹ lakhs, unless otherwise stated)

Particulars	Note No.	For the year ended 31 st March, 2022	For the year ended 31 st March, 2021
I Revenue from operations	21	15,488.26	14,309.87
II Other income	22	528.54	2,257.11
III Total income (I+II)		16,016.80	16,566.98
IV Expenses			
Geophysical survey and related expenses	23	10,037.31	9,454.53
Employee benefits expense	24	1,638.97	1,175.91
Finance costs	25	106.64	177.89
Depreciation and amortisation expense	26	1,983.18	2,723.70
Contract closure charges	27	-	1,169.19
Other expenses	28	491.76	954.68
Total expenses (IV)		14,257.86	15,655.90
V Profit before exceptional items and tax (III-IV)		1,758.94	911.08
VI Exceptional items		-	-
VII Profit before tax (V-VI)		1,758.94	911.08
VIII Income tax expense			
Current tax	29	521.31	561.95
Deferred tax	30	18.77	(295.20)
Total income tax expense (VIII)		540.08	266.75
IX Profit for the year (VII-VIII)		1,218.86	644.33
X Other comprehensive income			
A Items that will not be reclassified to profit and loss			
Remeasurement of post employment benefit obligations	33(D)	34.39	0.97
income tax on the above	30	(8.66)	(0.25)
B Items that will be reclassified to profit or loss		130.91	(107.91)
Income tax relating to items that will not be reclassified to profit or loss		-	-
Other comprehensive income after tax for the year (X)		156.64	(107.19)
XI Total comprehensive income for the year (IX+X)		1,375.50	537.14
Profit/(Loss) attributable to:			
(a) Owners of Alphageo (India) Limited		1,219.24	644.50
(b) Non- controlling interest		(0.38)	(0.17)
Other Comprehensive Income			
(a) Owners of Alphageo (India) Limited		156.64	(107.19)
(b) Non- controlling interest		-	-
Total Comprehensive Income for the year			
(a) Owners of Alphageo (India) Limited		1,375.88	537.31
(b) Non- controlling interest		(0.38)	(0.17)
XII Earnings per share (par value of ₹10 each)			
Basic		19.16	10.13
Diluted	44	19.16	10.13

The accompanying notes are an integral part of the financial statements

As per our report of even date**For MAJETI & CO.**

Chartered Accountants

Firm's registration number: 0159755

Kowshik Anna

Partner

Membership number: 244172

Hyderabad

May 27, 2022

For and on behalf of the Board**Dinesh Alla**

Chairman and Managing Director

DIN No: 01843423

Rohini Gade

Chief Financial Officer

Savita Alla

Joint Managing Director

DIN No: 00887071

Sakshi Mathur

Company Secretary

Consolidated Statement of Changes in Equity

For the year ended 31st March, 2022

A Equity Share Capital		(All amounts in Indian ₹ lakhs, unless otherwise stated)			
	Note No.	No of Shares	Amount	Amount	
Paid up equity share capital		63,64,767	636.48		
Paid up equity share capital			1.36		
Amount originally paid up on forfeited share				637.84	
As at 31st March, 2020		63,64,767		637.84	
Changes in equity share capital during the year					
As at 31st March, 2021		63,64,767		637.84	
Changes in equity share capital during the year					
As at 31st March, 2022	15	63,64,767		637.84	
B Other Equity					
Reserves and surplus					
	Other comprehensive income	Retained earnings	Total	Attributable to equity holders of parent	Non controlling interest
	Remeasurements of defined benefits plan, net of tax	Capital reserve	Securities premium reserve	General reserve	Capital reserve
Balance as at 1st April, 2020	(7.30)	18,716.89	5,491.47	400.00	161.18
Profit / (loss) for the year		644.33			-
Issue of share capital					-
Remeasurements of defined benefits plan, net of income tax	0.72				-
Exchange differences in translating the financial statements of foreign operations	(107.91)				-
Total comprehensive income for the year	0.72	644.33			2.83
Balance as at 31st March, 2021	(6.58)	19,361.22	5,491.47	400.00	161.18
		252.57	25,662.45	25,661.31	4.14

	Reserves and surplus			Other comprehensive income		Attributable to equity holders of parent	Non controlling interest		
	Capital reserve	Securities premium	General reserve	Retained earnings	Remeasurements of defined benefits plan, net of tax			Exchange differences in translating the financial statements of foreign operations	Total
Balance as at 1st April, 2021	161.18	5,491.47	400.00	19,361.22	(6.58)	252.57	25,662.45	25,661.31	4.14
Profit / (loss) for the year	-	-	-	1,218.86	-	-	1,218.86	1,219.24	(0.38)
Issue of share capital	-	-	-	-	-	-	-	-	-
Remeasurements of defined benefits plan, net of income tax	-	-	-	-	25.73	-	25.73	25.73	-
Exchange differences in translating the financial statements of foreign operations	-	-	-	-	-	130.91	130.91	130.91	-
Total comprehensive income for the year	-	-	-	1,218.86	25.73	130.91	1,375.50	1,375.88	(0.38)
Transactions with owners in their capacity as owners:									
Dividend	-	-	-	(509.18)	-	-	(509.18)	(509.18)	-
Balance as at 31st March, 2022	161.18	5,491.47	400.00	20,070.90	19.15	383.48	26,528.77	26,528.01	3.76

The accompanying notes are an integral part of the financial statements

Nature and purpose of reserves

(i) **Capital reserve:**

Represents money received on warrants forfeited for failure in compliance with terms of issue.

(ii) **Securities premium:**

Represents premium received on issue of securities, mandatorily to be utilised in accordance with the provisions of the Companies Act, 2013.

(iii) **General reserve:**

General reserve, created out of profits of the company, will be utilised for meeting future contingencies and losses if any

As per our report of even date

For MAJETI & CO.

Chartered Accountants

Firm's registration number: 015975S

Kowshik Anna

Partner

Membership number: 244172

Hyderabad

May 27, 2022

For and on behalf of the Board

Dinesh Alla

Chairman and Managing Director

DIN No: 01843423

Savita Alla

Joint Managing Director

DIN No: 00887071

Sakshi Mathur

Company Secretary

Consolidated Statement of Cash Flows

For the year ended 31st March, 2022

(All amounts in Indian ₹ lakhs, unless otherwise stated)

Particulars	For the year ended 31 st March, 2022	For the year ended 31 st March, 2021
A Cash flow from operating activities		
Profit before income tax	1,758.94	911.08
Adjustments for:		
Depreciation and amortisation expense	1,983.18	2,723.70
Unrealised foreign exchange gain (net)	-	5.32
Interest income	(375.20)	(238.04)
Provision no longer required written back	-	(106.31)
Finance costs	106.64	177.89
Performance guarantee receivable	-	(1,888.20)
Profit on redemption of current investments	(35.97)	-
Net fair value (gain) on investments measured at fair value through profit and loss	(57.96)	(8.74)
(Profit) on sale of property, plant and equipment (net)	(30.61)	(15.82)
Book deficit on assets discarded	-	374.05
Operating profit before working capital changes	3,349.02	1,934.93
Adjustments for:		
Trade receivables and other assets	2,935.99	(96.50)
Inventories	66.35	(33.41)
Trade payables, other liabilities and provisions	(386.50)	354.61
Cash generated from operating activities	5,964.86	2,159.63
Income tax (paid) / refund (net)	1,977.08	856.63
Net cash generated from operating activities (A)	7,941.94	3,016.26
B Cash flows from investing activities		
Purchase of property, plant and equipment, capital work-in-progress and intangible assets	(636.71)	(2,422.49)
Proceeds from disposal of property, plant and equipment	84.35	50.23
Loan (given)/ repayment received (net)	231.16	9.80
Purchase of current investments	(2,500.00)	(300.86)
Proceeds from redemption of current investments	336.83	-
Deposits/ (withdrawals) from banks	(218.91)	746.65
Interest received	347.91	289.94
Net cash (outflow) from investing activities (B)	(2,355.37)	(1,626.73)
C Cash flows from financing activities		
(Repayment) of non-current borrowings	(3.64)	(3.04)
(Repayment) of current borrowings (net)	(3.46)	(2,616.96)
Finance costs paid	(106.64)	(177.89)
Dividends paid to company's shareholders	(509.18)	-
Proceeds from issue of shares by a subsidiary to minority shareholders	-	3.00

(Contd. to next page)

Consolidated Statement of Cash Flows

For the year ended 31st March, 2022

(All amounts in Indian ₹ lakhs, unless otherwise stated)

Particulars	For the year ended 31 st March, 2022	For the year ended 31 st March, 2021
Net cash (outflow)/inflow from financing activities (C)	(622.92)	(2,794.89)
D Net increase/ (decrease) in cash and cash equivalents (A+B+C)	4,963.65	(1,405.36)
Exchange difference on translation of foreign currency cash and cash equivalents *	-	-
Effect of foreign currency translations on consolidation	91.65	(72.50)
Cash and cash equivalents at the beginning of the year	5,706.79	7,184.65
E Cash and cash equivalents at end of the year	10,762.09	5,706.79
F Reconciliation of cash and cash equivalents as per cash flow statement		
Cash and cash equivalents as per above comprise of the following:		
Cash and cash equivalents (Refer note :12)	10,762.09	5,706.79
Balance as per statement of cash flows	10,762.09	5,706.79

* Amount is below the rounding off norms

The accompanying notes are an integral part of the financial statements

- 1 The cash flow statement has been prepared under the indirect method as set out in IND AS 7 "Statement of cash flows".
- 2 Previous year figures have been regrouped /reclassified to conform to current year classification.
- 3 Taxes paid are treated as arising from operating activities and are not bifurcated between investing and financing activities.

As per our report of even date

For MAJETI & CO.

Chartered Accountants

Firm's registration number: 0159755

Kowshik Anna

Partner

Membership number: 244172

Hyderabad

May 27, 2022

For and on behalf of the Board

Dinesh Alla

Chairman and Managing Director

DIN No: 01843423

Rohini Gade

Chief Financial Officer

Savita Alla

Joint Managing Director

DIN No: 00887071

Sakshi Mathur

Company Secretary

Notes annexed to and forming part of the consolidated financial statements

1. Corporate Information

- 1.1 Alphageo (India) Limited (the Company or AGIL or Parent Company) is a public limited Company incorporated in the year of 1987 under the provisions of erstwhile Companies Act, 1956 having its registered office at Hyderabad in the state of Telangana, India. The Equity Shares of the Company are listed with Stock Exchanges in India viz., BSE Limited, Mumbai and the National Stock Exchange of India Limited, Mumbai.
- 1.2 The Consolidated financial statements comprise of financial statements of Alphageo (India) Limited ('the Company' or 'the Holding Company or Parent Company) and its subsidiaries listed below considered for consolidation (collectively, "the Group") for the year ended 31st March, 2022:

Name of the Entity	Country of Incorporation	Extent of holding	
		As at 31 st March, 2022	As at 31 st March, 2021
Alphageo International Limited	Dubai	100%	100%
Alphageo DMCC	Dubai	100%	100%
Alphageo Marine Services Private Limited	India	74%	74%
Alphageo Offshore Services Private Limited	India	70%	70%

- 1.3 The Group is providing Geophysical Seismic Data Acquisition, Processing and Interpretation Services for exploration of hydrocarbons and minerals.
- 1.4 The Consolidated financial statements were approved by the Board of Directors and authorised for issue on 27th May, 2022.

2. Basis of Preparation of Consolidated financial statements

The consolidated financial statements have been prepared as a going concern on accrual basis of accounting. The Group has adopted historical cost basis for assets and liabilities except for certain items which have been measured on a different basis and such basis is disclosed in the relevant accounting policy. The consolidated financial statements are presented in Indian Rupees (INR).

Compliance with IND AS

The consolidated financial statements comply in all material aspects with Indian Accounting Standards (IND AS) notified under Section 133 of the Companies Act, 2013 (the Act) [Companies (Indian Accounting Standards) Rules, 2015] and other relevant provisions of the Act and the guidelines issued by Securities and Exchange Board of India (SEBI).

New standards and amendments

The Group applied for the first-time certain

standards and amendments, which are effective for annual periods beginning on or after 1st April, 2021. The Group has not early adopted any other standard or amendment that has been issued but is not yet effective:

- i. Interest Rate Benchmark Reform – Phase 2: Amendments to IND AS 109 – Financial Instruments, IND AS 107 – Financial Instruments: Disclosures, IND AS 104 – Insurance Contracts and IND AS 116 – Leases.
- ii. Conceptual framework for financial reporting under IND AS issued by ICAI
- iii. IND AS 103: Business combination
- iv. Amendment to IND AS 103- Business combination, IND AS 116 - COVID-19 related rent concessions, IND AS 105 – Non-current Assets held for sale and Discontinued Operations, IND AS 16 – Property Plant and Equipment and IND AS 28 – Investments in Associates and Joint ventures.

Notes annexed to and forming part of the consolidated financial statements

These amendments had no impact on the financial statements of the Group.

Reclassification consequent to amendments to Schedule III

The Ministry of Corporate Affairs amended the Schedule III to the companies Act, 2013 on 24th March 2021 to increase the transparency and provide additional disclosure to users of financial statements. The amendments are effective from 1st April, 2021.

Consequent to the above the company has classified current maturity of long-term borrowing (including interest accrued thereon) to short-term borrowing from other financial liability.

Current and non-current classification

All assets and liabilities have been classified as current or non-current as per Group's operating cycle and other criteria set out in Schedule-III of the Companies Act 2013. Based on the nature of business, the Group has ascertained its operating cycle as 12 months for the purpose of Current or non-current classification of assets and liabilities.

An asset is classified as current if:

- (i) It is expected to be realised or sold or consumed in the Group's normal operating cycle;
- (ii) It is held primarily for the purpose of trading;
- (iii) It is expected to be realized within twelve months after the reporting period; or
- (iv) It is cash or a cash equivalent unless it is restricted from being exchanged or used to settle a liability for at least twelve months after the reporting period.

A liability is classified as current if:

- (i) It is expected to be settled in normal operating cycle;
- (ii) It is held primarily for the purpose of trading;
- (iii) It is expected to be settled within twelve months after the reporting period;
- (iv) It has no unconditional right to defer the settlement of the liability for at least twelve months after the reporting period.

All other assets and liabilities are classified as non-current. Deferred tax assets and liabilities are classified as non current only.

2.1 Significant Accounting Policies

The significant accounting policies adopted in the preparation of these consolidated financial statements are detailed hereafter. These policies have been consistently applied to all the years presented, unless otherwise stated.

2.2 Basis of consolidation

The consolidated financial statements comprise the financial statements of the Company and its subsidiaries as at 31st March, 2022

Subsidiaries

Subsidiaries are all entities (including structured entities) over which the group has control. The group controls an entity when the group is exposed to, or has rights to, variable returns from its involvement with the entity and has the ability to affect those returns through its power to direct the relevant activities of the entity.

Subsidiaries are fully consolidated from the date on which control is transferred to the group and will be deconsolidated from the date the control ceases.

The group combines the financial statements of the parent and its subsidiaries line by line adding together like items of assets, liabilities, equity, income and expenses. Intercompany transactions, balances and unrealised gains on transactions between group companies are eliminated. Unrealised losses are also eliminated unless the transaction provides evidence of an impairment of the transferred asset. Accounting policies of subsidiaries have been changed where necessary to ensure consistency with the policies adopted by the group.

The financial statements of each of the subsidiaries used for the purpose of consolidation are drawn up to same reporting date as that of the Company, i.e., year ended on 31st March.

Notes annexed to and forming part of the consolidated financial statements

Non-controlling interests (NCI)

Non-controlling interests in the results and equity of subsidiaries are shown separately in the Consolidated Statement of profit and loss, Consolidated Statement of changes in equity and Consolidated Balance Sheet respectively

2.3 Segment Reporting

Operating segments are reported in a manner consistent with the internal reporting provided to the Chief Operating Decision Maker.

The Chairman & Managing Director has been identified as the Chief Operating Decision Maker. Refer Note 41 for the segment information presented.

2.4 Foreign currency transactions

a) Functional and presentation currency

The consolidated financial statements are presented in Indian rupee (INR), which is functional and presentation currency of the parent company.

b) Transactions and balances

Foreign currency transactions are translated into the functional currency using the exchange rates at the dates of the transactions. Foreign exchange gains and losses resulting from the settlement of such transactions and from the translation of monetary assets and liabilities denominated in foreign currencies at year end exchange rates are generally recognised in statement of profit and loss. Non-monetary items that are measured in terms of historical cost in a foreign currency, using the exchange rate at the date of the transaction. Non-monetary items that are measured at fair value in a foreign currency are translated using the exchange rates at the date when the fair value was determined. Translation differences on assets and liabilities carried at fair value are reported as part of the fair value gain or loss.

c) Group companies

The results and financial position of foreign operations that have a functional currency different from the presentation currency are translated into the presentation currency as follows:

- assets and liabilities are translated at the closing rate at the date of that balance sheet
- income and expenses are translated at average exchange rates (unless this is not a reasonable approximation of the cumulative effect of the rates prevailing on the transaction dates, in which case income and expenses are translated at the dates of the transactions), and
- All resulting exchange differences are recognised in other comprehensive income.

2.5 Use of estimates, assumptions and judgements

The preparation of consolidated financial statements in conformity with IND AS requires to make estimates and assumptions and judgements that affect the reported amounts of assets and liabilities and disclosure of contingent assets and liabilities at the date of the consolidated financial statements and the results of operations during the reporting periods. Although these estimates are based upon management's best knowledge of current events and actions, actual results could differ from those estimates. Estimates and underlying assumptions are reviewed on an ongoing basis. Any revision to accounting estimates is recognized prospectively in the current and future periods.

Following are the areas that involved a higher degree of judgement or complexity, and of items which are more likely to be materially adjusted due to estimates and assumptions turning out to be different than those originally assessed. Detailed information about each of these estimates and judgements is included in relevant notes together with information about the basis of calculation for each affected line item in the consolidated financial statements.

Notes annexed to and forming part of the consolidated financial statements

The areas involving critical estimates or judgements are:

- Variable Consideration in accordance with IND AS 115– Note 21(a)
- Estimated useful life of tangible asset – Note 2.8
- Estimated useful life of intangible asset – Note 2.9
- Estimation of expected credit loss on financial assets in accordance with IND AS 109– Note 32(d)
- Estimation of defined benefit obligation in accordance with IND AS 19– Note 33.
- Estimation of uncertainties relating to the global health pandemic from COVID-19- Note 36(D)
- Estimation of Recognition of Deferred Tax Asset: Deferred Tax Asset (net) balances are recognised for the deductible temporary difference for which there is probability of utilisation against the future taxable profit. The company uses judgement to determine the amount of deferred tax asset that can be recognised based on likely timing and level of future taxable profits.

2.6 Revenue recognition

Sale of Services - Recognition & Measurement

Revenue is recognised upon transfer of control of promised services to customers in an amount that reflects the consideration which the group expects to receive in exchange for those services.

Revenue from Seismic Data Acquisition, Processing and Interpretation Services are recognised on output basis measured by milestones reached, units delivered, efforts expended, number of transactions processed, etc.

Revenue on time-and-material contracts are recognized as the related services are performed and revenue from the end of the last invoicing to the reporting date is recognized as unbilled revenue

Revenue is measured based on the transaction price, which is the consideration, adjusted for volume discounts, service level credits,

performance bonuses, price concessions, penalties and incentives, if any, as specified in the contract with the customer. Revenue also excludes taxes collected from customers.

The group disaggregates revenue from contracts with customers by geography of services provided.

Dividend Income

Dividend income on investments is accounted for when the right to receive the same is established. Dividend income is included in Other Income in the Statement of Profit and Loss.

Interest Income

Interest income from debt instruments is recognised using the effective interest rate method. The effective interest rate is the rate that exactly discounts estimated future cash receipts through the expected life of the financial asset to the gross carrying amount of a financial asset. When calculating the effective interest rate, the group estimates the expected cash flows by considering all the contractual terms of the financial instrument but does not consider the expected credit losses.

2.7 Leases

As a lessee

The Company accounts for each lease component within the contract as a lease separately from non-lease components of the contract and allocates the consideration in the contract to each lease component on the basis of the relative stand-alone price of the lease component and the aggregate stand-alone price of the non-lease components.

The Company recognises right-of-use asset representing its right to use the underlying asset for the lease term at the lease commencement date. The cost of the right-of-use asset measured at inception shall comprise of the amount of the initial measurement of the lease liability adjusted for any lease payments made at or before the commencement date less any lease incentives received, plus any initial direct costs incurred and an estimate of costs to be incurred by the lessee in dismantling and removing the underlying asset

Notes annexed to and forming part of the consolidated financial statements

or restoring the underlying asset or site on which it is located. The right-of-use assets is subsequently measured at cost less any accumulated depreciation, accumulated impairment losses, if any and adjusted for any remeasurement of the lease liability. The right-of-use assets is depreciated using the straight-line method from the commencement date over the shorter of lease term or useful life of right-of-use asset. The estimated useful lives of right-of-use assets are determined on the same basis as those of property, plant and equipment. Right-of-use assets are tested for impairment whenever there is any indication that their carrying amounts may not be recoverable. Impairment loss, if any, is recognised in the statement of profit and loss.

The Company measures the lease liability at the present value of the lease payments that are not paid at the commencement date of the lease. The lease payments are discounted using the interest rate implicit in the lease, if that rate can be readily determined. If that rate cannot be readily determined, the Company uses incremental borrowing rate. For leases with reasonably similar characteristics, the Company, on a lease by lease basis, may adopt either the incremental borrowing rate specific to the lease or the incremental borrowing rate for the portfolio as a whole. The lease payments shall include fixed payments, variable lease payments, residual value guarantees, exercise price of a purchase option where the Company is reasonably certain to exercise that option and payments of penalties for terminating the lease, if the lease term reflects the lessee exercising an option to terminate the lease. The lease liability is subsequently remeasured by increasing the carrying amount to reflect interest on the lease liability, reducing the carrying amount to reflect the lease payments made and remeasuring the carrying amount to reflect any reassessment or lease modifications or to reflect revised substance fixed lease payments. The company recognises the amount of the re-measurement of lease liability due to modification as an adjustment to the right-of-use asset and statement of profit and loss depending upon the nature of modification. Where the carrying amount of the right-of-use asset

is reduced to zero and there is a further reduction in the measurement of the lease liability, the Company recognises any remaining amount of the re-measurement in statement of profit and loss.

As a lessor

At the inception of the lease the Company classifies each of its leases as either an operating lease or a finance lease. The Company recognises lease payments received under operating leases as income on a straight-line basis over the lease term. In case of a finance lease, finance income is recognised over the lease term based on a pattern reflecting a constant periodic rate of return on the company's net investment in the lease. When the Company is an intermediate lessor it accounts for its interests in the head lease and the sub-lease separately. It assesses the lease classification of a sub-lease with reference to the right-of-use asset arising from the head lease, not with reference to the underlying asset. If a head lease is a short term lease to which the Company applies the exemption described above, then it classifies the sub-lease as an operating lease.

2.8 Property, Plant and Equipment

i) Recognition and measurement

The initial cost of property, plant and equipment comprises its purchase price, including import duties and non-refundable purchase taxes, and any directly attributable costs of bringing an asset to working condition and location for its intended use. It also includes the initial estimate of the costs if any of dismantling and removing the item and restoring the site on which it is located. Items such as spares are capitalized when they meet the definition of property, plant and equipment. If significant parts of an item of property, plant and equipment have different useful lives, then they are accounted for as separate items (major components) of property, plant and equipment. Likewise, expenditure towards major inspections and overhauls are identified as a separate component and depreciated

Notes annexed to and forming part of the consolidated financial statements

over the expected period till the next overhaul expenditure.

ii) Subsequent expenditure

Subsequent costs are included in the asset's carrying amount or recognised as a separate asset, as appropriate in property, plant and equipment the cost of replacing part of such an item when the cost is incurred if the recognised criteria are met. The carrying amount of any component accounted for as separate asset is derecognised when replaced. All other repairs and maintenance are charged to profit or loss during the reporting period in which they are incurred.

iii) Derecognition

An item of property, plant and equipment is derecognised upon disposal or when no future economic benefit is expected to arise from the continued use of the asset. Any gain or loss arising on de-recognition of the asset (calculated as the difference between the net disposal proceeds and the carrying amount of the item) is recognised in profit and loss in the period the item is derecognised.

iv) Depreciation expense

Depreciation is charged on straight line basis so as to write off the depreciable amount of the asset over the useful lives specified in Schedule II to the Act. The useful life of the assets is periodically reviewed and re-determined based on a technical evaluation and expected use. In case of revision in useful life of an asset, the unamortised depreciable amount is charged over the remaining useful life of such asset. The cases, where the useful life of assets so determined, considering the nature of the asset, estimated usage of the asset, the operating conditions of the asset, past history of replacement, anticipated technological changes, manufacturers warranties and maintenance support, etc., different from the useful life as specified under Part C of Schedule II of the Act as given below:

Nature of Asset	Useful Life
Machinery in the nature of Geophone strings and cables	5 Years
Machinery in the nature of equipment used for Seismic Survey	5 Years
Machinery in the nature of Vibrators used for Seismic Survey	20 Years

The group reviews the residual value, useful lives and depreciation method annually and, if expectations differ from previous estimates, the change is accounted for as a change in accounting estimate on a prospective basis.

Advances paid towards the acquisition of property, plant and equipment outstanding at each Balance Sheet date is classified as capital advances under other non-current assets and the cost of assets not ready to use before such date are disclosed under 'Capital work-in-progress'.

2.9 Intangible assets and amortisation

Intangible assets acquired separately are measured on initial recognition at cost. Following initial recognition, intangible assets are carried at cost less accumulated amortization and accumulated impairment losses, if any.

Nature of Asset	Useful Life
Software	3 Years

The estimated useful life and amortization method are reviewed at the end of each reporting period, with the effect of any changes in estimate being accounted for on a prospective basis.

2.10 Financial Instruments

Classification, initial recognition and measurement

A financial instrument is any contract that gives rise to a financial asset for one entity and a financial liability or equity instrument for another entity. Financial instruments are recognized on the

Notes annexed to and forming part of the consolidated financial statements

balance sheet when the group becomes a party to the contractual provisions of the instrument.

(i) Financial Assets Classification:

The Group classifies its financial assets in the following measurement categories:

- those to be measured subsequently at fair value (either through other comprehensive income, or through profit or loss), and
- those measured at amortised cost.

The classification depends on the entity's business model for managing the financial assets and the contractual terms of the cash flows.

For assets measured at fair value, gains and losses will either be recorded in profit or loss or other comprehensive income. For investments in debt instruments, this will depend on the business model in which the investment is held. For investments in equity instruments, this will depend on whether the Group has made an irrevocable selection at the time of initial recognition to account for the equity investment at fair value through other comprehensive income.

The Group reclassifies debt investments when and only when its business model for managing those assets changes.

At initial recognition

The Group measures a financial asset at its fair value plus, in the case of a financial asset not at fair value through profit or loss, transaction costs that are directly attributable to the acquisition of the financial asset. Transaction costs of financial assets carried at fair value through profit or loss are expensed in profit or loss.

Subsequent measurement - Debt instruments

Subsequent measurement of debt instruments depends on the group's business model for managing the asset and the cash

flow characteristics of the asset. There are three measurement categories into which the group classifies its debt instruments:

i. At amortised cost:

Financial assets having contractual terms that give rise on specified dates to cash flows that are solely payments of principal and interest on the principal outstanding and that are held within a business model whose objective is to hold such assets in order to collect such contractual cash flows are classified in this category. Subsequently, these are measured at amortized cost using the effective interest method less any impairment losses.

ii. At fair value through other comprehensive income (FVOCI):

Financial assets are measured at fair value through other comprehensive income if these financial assets are held within a business whose objective is achieved by both collecting contractual cash flows on specified dates that are solely payment of principle and interest on the principle amount outstanding and selling financial assets.

iii. At fair value through profit or loss (FVTPL):

Financial assets are measured at fair value through profit or loss unless it is measured at amortised cost or at fair value through other comprehensive income on initial recognition. The transaction costs directly attributable to the acquisition of financial assets at fair value through profit or loss are immediately recognised in profit or loss.

Other Equity Investments

All other equity investments are measured at fair value, with value changes recognised in Statement of Profit and Loss, except for those equity investments for which the group has

Notes annexed to and forming part of the consolidated financial statements

elected to present the value changes in 'Other Comprehensive Income'.

Cash and cash equivalents

Cash and cash equivalent in the balance sheet comprise cash at banks, cash on hand, Liquid Investments, and short-term deposits with an original maturity of three months or less, which are subject to an insignificant risk of changes in value.

For the purpose of the statement of cash flows, cash and cash equivalents consist of cash and short-term deposits, as defined above, net of outstanding bank overdrafts as they are considered an integral part of the group's cash management.

Trade receivables

Trade receivables are recognised initially at fair value and subsequently measured at amortised cost using the effective interest method, less provision for impairment.

(ii) Financial liabilities

Classification, initial recognition and measurement

Financial liabilities are classified, at initial recognition, as financial liabilities at fair value through profit or loss, loans and borrowings, or payables, as appropriate. All financial liabilities are recognised initially at fair value and, in the case of loans and borrowings and payables, net of directly attributable transaction costs. The Group's financial liabilities include trade and other payables, loans and borrowings including bank overdrafts.

Subsequent measurement

Financial liabilities are carried at amortized cost using the effective interest method. For trade and other payables maturing within one year from the balance sheet date, the carrying amounts approximate fair value due to the short maturity of these instruments.

Trade and other payables

Trade and other payables represent liabilities for goods and services prior to the end of financial year which are unpaid. Trade and other payables are presented as current liabilities unless payment is not due within 12 months after the reporting period. They are recognised initially at their fair value and subsequently measured at amortised cost using the effective interest method.

Loans and borrowings

Borrowings are initially recognised at fair value, net of transaction costs incurred. Borrowings are subsequently measured at amortised cost. Any difference between the proceeds (net of transaction costs) and the redemption amount is recognised in profit or loss over the period of the borrowings using the effective interest method. Fees paid on the establishment of loan facilities are recognised as transaction costs of the loan to the extent that it is probable that some or all of the facility will be drawn down. In this case, the fee is deferred until the draw down occurs. To the extent there is no evidence that it is probable that some or all of the facility will be drawn down, the fee is capitalised as a prepayment for liquidity services and amortised over the period of the facility to which it relates.

Derecognition of financial instruments

The group derecognises a financial asset when the contractual rights to the cash flows from the asset expire, or when it transfers the financial asset and substantially all the risks and rewards of ownership of the asset to another party. On de-recognition of a financial asset the difference between the carrying amount and the consideration received is recognised in the statement of profit and loss.

The Group derecognises financial liabilities when, and only when, the Group's obligations are discharged, cancelled or have expired. On de-recognition of a financial liability the

Notes annexed to and forming part of the consolidated financial statements

difference between the carrying amount of the financial liability derecognised and the consideration paid and payable is recognised in the statement of profit and loss.

Offsetting financial instruments

Financial assets and liabilities are offset and the net amount is reported in the balance sheet where there is a legally enforceable right to offset the recognised amounts and there is an intention to settle on a net basis or realise the asset and settle the liability simultaneously. The legally enforceable right must not be contingent on future events and must be enforceable in the normal course of business and in the event of default, insolvency or bankruptcy of the group or the counterparty.

2.11 Impairment of Assets

Financial assets

The Group assesses at each date of balance sheet impairment if any of a financial asset or a group of financial assets. The group uses, in accordance with IND AS 109, 'Expected Credit Loss' (ECL) model, for evaluating impairment of financial assets other than those measured at fair value through profit and loss (FVTPL). Expected credit losses are measured through a loss allowance at an amount equal to: The 12-months expected credit losses (expected credit losses that result from those default events on the financial instrument that are possible within 12 months after the reporting date); or Full lifetime expected credit losses (expected credit losses that result from all possible default events over the life of the financial instrument).

For trade receivables:

Group applies 'simplified approach' which requires expected lifetime losses to be recognised from initial recognition of the receivables. The Group uses historical default rates to determine impairment loss on the portfolio of trade receivables. At every reporting date these historical default rates are reviewed and changes in the forward looking estimates are analysed.

For other assets:

Group uses 12 month ECL to provide for impairment loss where there is no significant increase in credit risk. If there is significant increase in credit risk full lifetime ECL is used.

Non-financial assets

Property, Plant and Equipment and Other intangible assets with finite life are evaluated for recoverability when there is any indication that their carrying amounts may not be recoverable. If any such indication exists, the recoverable amount (i.e. higher of the fair value less cost to sell and the value-in-use) is determined on an individual asset basis unless the asset does not generate cash flows that are largely independent of those from other assets. In such cases, the recoverable amount is determined for the cash generating unit (CGU) to which the asset belongs. If the recoverable amount of an asset or CGU is estimated to be less than its carrying amount, the carrying amount of the asset or CGU is reduced to its recoverable amount and impairment loss is recognised in the profit or loss.

2.12 Equity instruments

An equity instrument is any contract that evidences residual interests in the assets of the Group after deducting all of its liabilities. Equity instruments issued by the Group are recorded at the proceeds received, net of direct issue costs.

2.13 Inventories

Stock of Stores and spares is valued at lower of cost and net realisable value. Cost is determined considering the cost of purchase and other costs incurred for acquisition and on the basis of first in first out method (FIFO). Net realizable value is the estimated selling price in the ordinary course of business, less estimated cost necessary to make the sale.

2.14 Tax expenses

Tax expense comprises of current tax and deferred tax. Current tax is measured at the amount expected to be paid to the tax authorities, based on estimated tax liability computed after taking credit for

Notes annexed to and forming part of the consolidated financial statements

allowances and exemption in accordance with the local tax laws existing in the respective countries.

Current and deferred tax are recognised in profit or loss, except when they relate to items that are recognised in other comprehensive income or directly in equity, in which case, the income taxes are recognised in other comprehensive income or directly in equity, respectively.

Current tax assets and current tax liabilities are presented in the statement of financial position after off-setting taxes paid or deemed to be paid and current income tax expenses for the year arising in the same tax jurisdiction and where the relevant tax paying units intends to settle the asset and liability on a net basis.

Deferred income taxes

Deferred tax is recognised using the balance sheet approach. Deferred income tax assets and liabilities are recognised for deductible and taxable temporary differences arising between the tax base of assets and liabilities and their carrying amount, except when the deferred income tax arises from the initial recognition of goodwill or an asset or liability in a transaction that is not a business combination and affects neither accounting nor taxable profit or loss at the time of the transaction.

Deferred income tax asset is recognised to the extent it is probable that taxable profit will be available against which the deductible temporary differences and the carry forward of unused tax credits and unused tax losses can be utilised.

The carrying amount of deferred income tax assets is reviewed at each reporting date and reduced to the extent that it is no longer probable that sufficient taxable profit will be available to allow all or part of the deferred income tax asset to be utilised.

Deferred tax assets and liabilities are measured using substantively enacted tax rates expected to apply to taxable income in the years in which the temporary differences are expected to be received or settled.

Deferred tax assets include Minimum Alternative

Tax (MAT) paid in accordance with the tax laws in India, which gives rise to future economic benefits in the form of adjustment of future income tax liability, is considered as an asset if there is probable evidence that the Group will pay normal income tax after the tax holiday period.

Deferred tax assets and liabilities are offset when it relates to income taxes levied by the same taxation authority and the relevant entity intends to settle its current tax assets and liabilities on a net basis.

The Group recognised interest related to income tax in interest expenses.

2.15 Provisions, contingent liabilities, and contingent asset

Provisions are recognised when the group has a present obligation (legal or constructive) as a result of a past event, it is probable that an outflow of resources embodying economic benefits will be required to settle the obligation, and a reliable estimate can be made of the amount of the obligation. The expense relating to any provision is presented in the statement of profit and loss net of any reimbursement. If the effect of the time value of money is material, provisions are determined by discounting the expected future cash flows at a pre-tax rate that reflects current market assessments of the time value of money and, where appropriate, the risks specific to the liability. Where discounting is used, the increase in the provision due to the passage of time is recognised as other finance expense.

A contingent liability is a possible obligation that arises from past events whose existence will be confirmed by the occurrence or non-occurrence of one or more uncertain future events beyond the control of the group or a present obligation that is not recognized because it is not probable that an outflow of resources will be required to settle the obligation. A contingent liability also arises in extremely rare cases where there is a liability that cannot be recognized because it cannot be measured reliably. The group does not recognize a contingent liability but discloses its existence in the financial statements.

Notes annexed to and forming part of the consolidated financial statements

A contingent asset is not recognised unless it becomes virtually certain that an inflow of economic benefits will arise. When an inflow of economic benefits is probable, contingent assets are disclosed in the financial statements. Contingent liabilities and contingent assets are reviewed at each balance sheet date.

2.16 Employee benefits

(i) Short term employee benefit obligations

Liabilities for wages and salaries, including non-monetary benefits that are expected to be settled wholly within 12 months after the end of the period in which the employees render the related service are recognised in respect of employees' services up to the end of the reporting period and are measured at the amounts expected to be paid when the liabilities are settled. The liabilities are presented as current employee benefit obligations in the balance sheet.

(ii) Other long term employee benefit obligations

The liabilities for accumulating compensated absences not expected to be settled wholly within 12 months after the end of the period in which the employees render the related service are measured at the present value of expected future payments to be made in respect of services provided using the projected unit credit method. The benefits are discounted using the appropriate market yields at the end of the reporting period that have terms approximating to the terms of the related obligation. Remeasurements as a result of experience adjustments and changes in actuarial assumptions are recognised in profit or loss.

The obligations are presented as current liabilities in the balance sheet if the entity does not have an unconditional right to defer settlement for at least twelve months after the reporting period, regardless of when the actual settlement is expected to occur.

(iii) Post-employment obligations

The group operates the following post-employment schemes:

- (a) Defined benefit plans - gratuity and;
- (b) Defined contribution plans - provident fund and state insurance plans.

(a) Defined benefit plans-Gratuity obligations

The liability recognized in the balance sheet in respect of defined benefit gratuity plans is the present value of the defined benefit obligations at the end of the reporting period less the fair value of plan assets. The defined benefit obligation is calculated annually by actuaries using the projected unit credit method.

The present value of the defined benefit obligation is determined by discounting the estimated future cash outflows by reference to market yields at the end of the reporting period on government bonds that have terms approximating to the terms of the related obligation.

The net interest cost is calculated by applying the discount rate to the net balance of the defined benefit obligation and the fair value of plan assets. This cost is included in employee benefit expense in the statement of profit and loss.

Remeasurement gains and losses arising from experience adjustments and change in actuarial assumptions are recognized in the period in which they occur, directly in other comprehensive income. They are included in Other Comprehensive Income in the statement of changes in equity and other equity in the balance sheet.

Changes in the present value of the defined benefit obligation resulting from plan amendments or curtailments are recognized immediately in profit or loss as past service cost.

Notes annexed to and forming part of the consolidated financial statements

(b) Defined contribution plans

Contributions to Defined contribution plans are recognised as employee benefit expenses and charged to Statement of Profit and Loss

2.17 Dividends

Provision is made for the amount of any dividend declared, being appropriately authorized and no longer at the discretion of the entity, and not distributed on or before the end of the reporting period. Proposed dividend is recognised as a liability in the period in which it approved by shareholders in a general meeting or paid in which it is paid

2.18 Earnings per share

Basic earnings per share are calculated by dividing the profit or loss after tax for the period attributable to equity shareholders by the weighted average number of equity shares outstanding during the period.

For calculating diluted earnings per share, the profit or loss after tax for the period attributable to equity shareholders and the weighted average number of shares outstanding during the period are adjusted for the effects of all dilutive potential equity shares.

2.19 Rounding of amounts

All amounts disclosed in the consolidated financial statements and notes have been rounded off to the

nearest lakhs as per the requirement of Schedule III, unless otherwise stated.

2.20 Recent accounting pronouncements (Standards issued but not yet effective)

IND AS 16 – Property Plant and equipment

The amendment clarifies that excess of net sale proceeds of items produced over the cost of testing, if any, shall not be recognised in the profit or loss but deducted from the directly attributable costs considered as part of cost of an item of property, plant, and equipment.

IND AS 37 – Provisions, Contingent Liabilities and Contingent Assets

The amendment specifies that the 'cost of fulfilling' a contract comprises the 'costs that relate directly to the contract'. Costs that relate directly to a contract can either be incremental costs of fulfilling that contract (examples would be direct labour, materials) or an allocation of other costs that relate directly to fulfilling contracts (an example would be the allocation of the depreciation charge for an item of property, plant and equipment used in fulfilling the contract).

IND AS 103: Business combination

The amendment adds a new exception in IND AS 103 for liabilities and contingent liabilities.

Notes to the consolidated financial statements

(All amounts in Indian ₹ lakhs, unless otherwise stated)

	Freehold land		Freehold buildings		Plant and equipment		Furniture and fixtures		Vehicles		Office equipment		Electrical fittings		Data processing equipment		Total		Capital work-in-progress			
Year ended 31st March, 2021																						
Gross carrying value																						
Opening gross carrying value	219.09	14.47	31,859.87	23.08	322.11	177.36	11.30	93.67	32,720.95	104.24												
Additions	-	-	3,071.31	1.58	-	3.37	0.32	2.02	3,078.60	115.59												
Exchange differences	-	-	(132.68)	-	-	(0.56)	-	-	(133.24)	-												
Deductions	-	-	(7,793.86)	-	-	-	-	-	(7,793.86)	-												
Closing gross carrying value	219.09	14.47	27,004.64	24.66	322.11	180.17	11.62	95.69	27,872.45	219.83												
Accumulated depreciation																						
Opening accumulated depreciation	-	4.66	23,986.90	15.70	158.79	138.28	8.17	83.83	24,396.33	-												
Depreciation charge for the year	-	0.52	2,675.34	0.97	26.12	14.97	1.74	4.04	2,723.70	-												
Exchange differences	-	-	(97.44)	-	-	(0.53)	-	-	(97.97)	-												
Deductions	-	-	(7,385.40)	-	-	-	-	-	(7,385.40)	-												
Closing accumulated depreciation	-	5.18	19,179.40	16.67	184.91	152.72	9.91	87.87	19,636.66	-												
Net carrying value as at 31st March, 2021	219.09	9.29	7,825.24	7.99	137.20	27.45	1.71	7.82	8,235.79	219.83												
Year ended 31st March, 2022																						
Gross carrying value																						
Opening gross carrying value	219.09	14.47	27,004.64	24.66	322.11	180.17	11.62	95.69	27,872.45	219.83												
Additions	-	-	180.07	-	71.11	-	-	1.50	252.68	15.13												
Exchange differences	-	-	162.39	-	-	0.69	-	-	163.08	-												
Deductions	-	-	(91.66)	-	-	-	-	-	(91.66)	(115.59)												
Closing gross carrying value	219.09	14.47	27,255.44	24.66	393.22	180.86	11.62	97.19	28,196.55	119.37												
Accumulated depreciation																						
Opening accumulated depreciation	-	5.18	19,179.40	16.67	184.91	152.72	9.91	87.87	19,636.66	-												
Depreciation charge for the year	-	0.52	1,935.96	1.08	31.83	11.30	0.85	1.64	1,983.18	-												
Exchange differences	-	-	123.35	-	-	0.65	-	-	124.00	-												
Deductions	-	-	(37.92)	-	-	-	-	-	(37.92)	-												
Closing accumulated depreciation	-	5.70	21,200.79	17.75	216.74	164.67	10.76	89.51	21,705.92	-												
Net carrying value as at 31st March, 2022	219.09	8.77	6,054.65	6.91	176.48	16.19	0.86	7.68	6,490.63	119.37												

(Note 3 contd. to next page)

Notes to the consolidated financial statements

(All amounts in Indian ₹ lakhs, unless otherwise stated)

Notes to Property, plant and equipment:**Note 3(a):** Refer note 45 for information on property plant and equipment provided as security by the company.**Note 3(b)(i):** Ageing of capital work-in-progress as at 31st March, 2022

	Amount in capital work-in-progress for				Total
	Less than 1 year	1- 2 years	2-3 years	More than 3 years	
(a) Projects in progress	15.13	-	-	104.24	119.37
(b) Projects temporarily suspended	-	-	-	-	-
	15.13	-	-	104.24	119.37

Note 3(b)(ii): Ageing of capital work-in-progress as at 31st March, 2021

	Amount in capital work-in-progress for				Total
	Less than 1 year	1- 2 years	2-3 years	More than 3 years	
(a) Projects in progress	115.59	-	-	104.24	219.83
(b) Projects temporarily suspended	-	-	-	-	-
	115.59	-	-	104.24	219.83

Note 4: Intangible assets (Acquired)

	Computer Softwares
Year ended 31st March, 2021	
Gross carrying value	
Opening gross carrying value	683.63
Deductions	(5.80)
Exchange differences	(3.05)
Closing gross carrying value	674.78
Accumulated amortisation	
Opening accumulated amortisation	677.50
Amortisation charge during the year	-
Deductions	(5.80)
Exchange differences	(2.90)
Closing accumulated depreciation	668.80
Closing net carrying value as at 31st March, 2021	5.98
Year ended 31st March, 2022	
Gross carrying value	
Opening gross carrying value	674.78
Deductions	-
Exchange differences	3.74
Closing gross carrying value	678.52
Accumulated amortisation	
Opening Accumulated amortisation	668.80
Amortisation charge during the year	-
Deductions	-
Exchange differences	3.55
Closing accumulated depreciation	672.35
Closing net carrying value as at 31st March, 2022	6.17

Notes to the consolidated financial statements

(All amounts in Indian ₹ lakhs, unless otherwise stated)

Note 5: Other non-current financial asset

	As at 31 st March, 2022	As at 31 st March, 2021
(Unsecured, considered good)		
Term deposits with banks with a original maturity of more than twelve months	300.03	-
Total other non-current financial assets	300.03	-

Note 6: Deferred tax assets (net)

The balance comprises tax effect on temporary differences attributable to:

	As at 31 st March, 2022	As at 31 st March, 2021
Fiscal allowance on property, plant and equipment and intangible assets	1,230.52	1,231.00
Expenses allowable on the basis of payment	15.54	25.70
Fair valuation of financial instruments measured at fair value through profit or loss	(14.59)	2.20
Deferred tax assets (net)	1,231.47	1,258.90

Note 6 (a): Refer note: 30 for the movement in deferred tax assets**Note 7: Other assets****i) Non-current**

	As at 31 st March, 2022	As at 31 st March, 2021
(Unsecured, considered good)		
Advances other than capital advances:		
Security deposits	6.86	7.08
Prepaid expenses	1.29	59.03
Total other non-current assets	8.15	66.11

ii) Current

	As at 31 st March, 2022	As at 31 st March, 2021
(Unsecured, considered good)		
Balances with government authorities	51.00	480.22
Security deposits	12.87	37.00
Prepaid expenses	61.28	76.46
Prepaid gratuity (Refer note: 33)	18.48	-
Other receivables	0.55	6.06
Advance for supply of goods and services	52.10	17.11
Total other current assets	196.28	616.85

Notes to the consolidated financial statements

(All amounts in Indian ₹ lakhs, unless otherwise stated)

Note 8: Income tax assets (net)

	As at 31 st March, 2022	As at 31 st March, 2021
Prepaid income taxes (net of provision : Nil (31 st March, 2021: ₹552.41 Lakhs))	127.21	2,498.49
Total Income tax assets (net)	127.21	2,498.49

Note 9: Inventories (Valued at lower of cost and net realisable value)

	As at 31 st March, 2022	As at 31 st March, 2021
Stores and spares	69.90	136.25
Total inventories	69.90	136.25

Note 9(a): Inventories are hypothecated with banks where working capital financing is sanctioned. (Refer note : 45)**Note 9(b):** Quarterly returns or statement filed with the banks / financial institutions are in agreement with books of accounts.**Note 10: Investments****Current**

	As at 31 st March, 2022	As at 31 st March, 2021
Unsecured, redeemable, quoted, fully paid up		
Investment in debentures (fair value through profit or loss)		
Spandana Sphoorty Financial Limited	-	309.60
Nil (31 st March, 2021 : 300) of ₹1,00,000/- each fully paid up		
Investment in Mutual Funds (fair value through profit or loss)		
Nippon India balanced advantage fund - direct plan- growth plan	305.99	-
233315.549 (31 st March, 2021 : Nil) of ₹100/- each fully paid up		
HDFC balanced advantage fund - direct plan -growth option	320.93	-
106214.62 (31 st March, 2021 : Nil) of ₹100/- each fully paid up		
DSP dynamic asset allocation fund - direct - growth	303.32	-
1406465.379 (31 st March, 2021 : Nil) of ₹10/- each fully paid up		
IDFC balanced advantage fund direct plan- lumpsum growth	296.40	-
1495438.687 (31 st March, 2021 : Nil) of ₹10/- each fully paid up		
(Unsecured, redeemable, unquoted, fully paid up)		
ICICI prudential long short fund	1,038.15	-
999950.002 (31 st March, 2021 : Nil) of ₹100/- each fully paid up		
Aventus absolute return fund	301.91	-
Total current investments	2,566.70	309.60
Aggregate amount of quoted investments and market value there of	1,226.64	309.60
Aggregate amount of unquoted investments	1,340.06	-
Aggregate amount of impairment in the value of investments	-	-

Notes to the consolidated financial statements

(All amounts in Indian ₹ lakhs, unless otherwise stated)

Note 11: Trade receivables**Current**

	As at 31 st March, 2022	As at 31 st March, 2021
Trade receivables (Refer note: 32)	8,242.79	8,812.04
Less: Provision for expected credit loss	-	-
Total current trade receivables	8,242.79	8,812.04

Note 11 (a): Refer note: 32 for ageing and security details of trade receivables.**Note 12: Cash and cash equivalents**

	As at 31 st March, 2022	As at 31 st March, 2021
Balances with banks:		
- in current accounts	3,109.25	5,705.31
Term deposits with banks with a original maturity of three months or less	7,652.30	-
Cash on hand	0.54	1.48
Total cash and cash equivalents	10,762.09	5,706.79

*There are no repatriation restrictions with regard to cash and cash equivalents as at the end of the reporting period and prior period.

Note 13: Bank balances other than cash and cash equivalents

	As at 31 st March, 2022	As at 31 st March, 2021
Earmarked balances with banks	83.76	33.28
Margin money deposits with banks	652.06	751.83
Total Bank balances other than cash and cash equivalents	735.82	785.11

Note 13(a): Margin money deposits with banks includes ₹453.77 lakhs (March 31,2021: ₹567.35 lakhs) pledged / lien against bank guarantees issued by the bank. Further, ₹198.29 lakhs(March 31,2021: ₹184.48 lakhs) pledged / lien against working capital loans.**Note 13(b):** Earmarked balances with banks represents unclaimed dividend and unspent CSR accounts.**Note 14: Loans**

	As at 31 st March, 2022	As at 31 st March, 2021
Loans given*	151.61	382.78
Total loans	151.61	382.78

*Financial asset at amortised cost

Loans are sub classified as:

	As at 31 st March, 2022	As at 31 st March, 2021
Loans considered good - Secured	-	-
Loans considered good - Unsecured	151.61	382.78
Loans which have significant increase in credit risk	-	-

Contd. to.. next pg

Notes to the consolidated financial statements

(All amounts in Indian ₹ lakhs, unless otherwise stated)

	As at 31 st March, 2022	As at 31 st March, 2021
Loans - credit impaired	-	-
Total	151.61	382.78
Expected credit loss allowance	-	-
Total loans	151.61	382.78

Note 15 : Equity share capital**(i) Movement of equity share capital during the year**

Authorised	No of shares	Amount
As at 1 st April, 2020	1,00,00,000	1,000.00
Change during the year	-	-
As at 31st March, 2021	1,00,00,000	1,000.00
Change during the year	-	-
As at 31st March, 2022	1,00,00,000	1,000.00

Issued	No of shares	Amount
As at 1 st April, 2020	63,76,167	637.62
Change during the year	-	-
As at 31st March, 2021	63,76,167	637.62
Change during the year	-	-
As at 31st March, 2022	63,76,167	637.62

Subscribed and fully paid up	No of shares	Amount
Paid up equity share capital	63,64,767	636.48
Amount originally paid up on forfeited shares	-	1.36
As at 1 st April, 2020	63,64,767	637.84
Change during the year	-	-
As at 31st March, 2021	63,64,767	637.84
Change during the year	-	-
As at 31st March, 2022	63,64,767	637.84

(ii) Details of shareholders holding more than 5% shares in the company

	Dinesh Alla	Savita Alla	Aquila Drilling Private Limited
As at 31st March, 2021			
Number of shares	9,67,200	3,91,458	4,59,906
% holding	15.20%	6.15%	7.23%
As at 31st March, 2022			
Number of shares	9,59,700	3,91,458	4,59,906
% holding	15.08%	6.15%	7.23%

Notes to the consolidated financial statements

(All amounts in Indian ₹ lakhs, unless otherwise stated)

(iii) Disclosure of promoter's shareholding as at 31st March, 2022

Promoter name	No. of shares	% of total shares	% Change during the year
Dinesh Alla	9,59,700	15.08%	0.12%
Savita Alla	3,91,458	6.15%	-
Dinesh Alla (HUF)	1,38,067	2.17%	-
Sashank Alla	2,24,000	3.52%	-
Anisha Alla	1,99,000	3.12%	-
Rajesh Alla	1,26,567	1.99%	-
Rajesh Alla (HUF)	86,333	1.36%	-
Mrudula Alla	67,634	1.06%	-
Kamala Alla Rajupet	2,29,166	3.60%	-
Gopinath Reddy Rajupet	1,300	0.02%	-
Aquila Drilling Private Limited	4,59,906	7.23%	-
Athena Infracon (India) Private Limited	14,745	0.23%	-
Alphageo Inc	35,716	0.56%	-
TOTAL	29,33,592	46.09%	0.12%

(iv) Disclosure of promoter's shareholding as at 31st March, 2021

Promoter name	No. of shares	% of total shares	% Change during the year
Dinesh Alla	9,67,200	15.20%	0.55%
Savita Alla	3,91,458	6.15%	-
Dinesh Alla (HUF)	1,38,067	2.17%	-
Sashank Alla	2,24,000	3.52%	-
Anisha Alla	1,99,000	3.12%	-
Rajesh Alla	1,26,567	1.99%	-
Rajesh Alla (HUF)	86,333	1.36%	-
Mrudula Alla	67,634	1.06%	-
Kamala Alla Rajupet	2,29,166	3.60%	-
Gopinath Reddy Rajupet	1,300	0.02%	-
Aquila Drilling Private Limited	4,59,906	7.23%	-
Athena Infracon (India) Private Limited	14,745	0.23%	-
Alphageo Inc	35,716	0.56%	-
TOTAL	29,41,092	46.21%	0.55%

(v) Terms and rights attached to equity shares

The company has only one class of equity shares having face value of ₹10/- per share. The company declares and pay dividend in Indian rupees. The holder of equity shares is entitled to dividend right in the same proportion to the paid up capital. The dividend proposed by the Board of Directors is subject to approval of shareholders in the ensuing annual general meeting except in case of interim dividend. In the event of liquidation of the company, the holders of equity shares are entitled to receive remaining assets of the company, after distribution of all preferential amounts, in proportion to the number of equity shares held by them. Every holder of equity shares present at a meeting in person or by proxy, is entitled to one vote, and upon a poll each share is entitled to one vote.

Notes to the consolidated financial statements

(All amounts in Indian ₹ lakhs, unless otherwise stated)

Note 16: Borrowings**(i) Non current**

	As at 31 st March, 2022	As at 31 st March, 2021
From financial institutions	-	6.96
Less: Current maturities	-	3.32
Total non-current borrowings	-	3.64

(ii) Current

	As at 31 st March, 2022	As at 31 st March, 2021
Secured - payable on demand		
Working capital loans from banks	-	0.11
Current maturities of non-current borrowings	-	3.32
Interest accrued but not due	-	0.03
Total current borrowings	-	3.46

Note 16(a): The current borrowings of the parent company are secured (primary) by the first charge (Pari-passu) on entire current assets of the company and further secured by the second charge (Pari-passu) on all the fixed assets of the company both present and future. These loans are further, secured by equitable mortgage of certain immovable properties belonging to three directors and two of their relatives and their personal guarantees. (Refer note: 45 for the security details).

Note 16(b): Rate of interest on the above borrowings carries in the range 8.95% to 10.25% p.a. in terms of sanction of respective banks.

Note 16(c): The company has satisfied all the covenants prescribed in terms of borrowings.

Note 17: Provisions**(i) Non current**

	As at 31 st March, 2022	As at 31 st March, 2021
Employee benefit obligations		
Retirement benefits (Refer note: 33)	-	7.87
Leave encashment	18.60	17.56
Other benefits	93.07	48.37
Total non-current provisions	111.67	73.80

(ii) Current

	As at 31 st March, 2022	As at 31 st March, 2021
Other benefits	15.60	19.55
Total current provisions	15.60	19.55

Notes to the consolidated financial statements

(All amounts in Indian ₹ lakhs, unless otherwise stated)

Note 18: Other financial liabilities

Current

	As at 31 st March, 2022	As at 31 st March, 2021
Unpaid dividend (Refer note:18 (a))	37.82	33.28
Employee benefits payable	352.64	392.15
Creditors for capital works	48.33	532.82
Creditors for expenses	159.83	223.99
Total current other financial liabilities	598.62	1,182.24

Note 18(a): Unpaid dividend account represents the dividend not claimed by the shareholders and there is no amount due and outstanding to be credited to investor education and protection fund.

Note 19: Other current liabilities

Current

	As at 31 st March, 2022	As at 31 st March, 2021
Liability towards corporate social responsibility (Refer note:31(b))	71.24	69.72
Statutory liabilities	63.54	33.69
Total other current liabilities	134.78	103.41

Note 20: Income tax liabilities (net)

	As at 31 st March, 2022	As at 31 st March, 2021
Provision for income tax (net of prepaid taxes : ₹382.88 lakhs (31 st March, 2021: ₹ Nil))	127.11	-
Total income tax liabilities (net)	127.11	-

Note 21: Revenue from operations

	For the year ended 31 st March, 2022	For the year ended 31 st March, 2021
Revenue from contracts with customers		
Geophysical survey and related service income (Refer note : 21(a))	15,488.26	14,309.87
Total revenue from operations	15,488.26	14,309.87

Critical judgement in recognising variable consideration

Note 21(a): Revenue from contracts with customers is net of variable consideration components including liquidated damages on account of present and future recoveries for committed periodical quantitative geophysical survey executions, determined as per the terms of the agreements .

Note 21(b): Information about major customers: Two customers represents 10% or more of the group's total revenue for the years ended 31st March, 2022 and 2021.

Disaggregation of revenue from contracts with customers by geography is as follows:

	For the year ended 31 st March, 2022	For the year ended 31 st March, 2021
Geography		
India	15,488.26	14,309.87
Other countries	-	-

Notes to the consolidated financial statements

(All amounts in Indian ₹ lakhs, unless otherwise stated)

Contract price reconciliation

	For the year ended 31 st March, 2022	For the year ended 31 st March, 2021
Contract price	15,933.82	14,496.55
Less: Variable consideration	(445.56)	(186.68)
	15,488.26	14,309.87

Note 22: Other income

	For the year ended 31 st March, 2022	For the year ended 31 st March, 2021
Interest income on financial assets at amortised cost	233.50	102.69
Interest income on income tax refund	141.70	135.35
Profit on sale of property, plant & equipment	30.61	15.82
Performance guarantee receivable (Refer note: 22(a))	-	1,888.20
Provision for liability no longer required written back	-	106.31
Profit on redemption of current investments	35.97	-
Fair value gains on financial assets mandatorily measured at fair value through profit or loss	57.96	8.74
Non operating income	28.80	-
Total other income	528.54	2,257.11

Note 22(a): The company recognised an amount of ₹ Nil/- (31st March, 2021: 1,888.20 lakhs) in respect of performance guarantee receivable from the customer, based on the favourable order received as per the terms of the contract. The same amount was expensed as contract closure charges previously

Note 23: Geophysical survey and related expenses

	For the year ended 31 st March, 2022	For the year ended 31 st March, 2021
Consumption of stores	2.86	30.89
Survey and drilling charges	8,895.88	8,002.59
Fuel	183.30	190.38
Vehicle hire charges	135.64	148.68
Equipment hire charges	5.73	80.03
Repairs to machinery	79.97	56.96
Camp rental charges	107.48	156.63
Technical consultancy charges	232.80	250.22
Camp expenses	258.52	374.99
Transport and handling charges	50.65	55.12
Other survey expenses	84.48	108.04
Total geophysical survey and related expenses	10,037.31	9,454.53

Notes to the consolidated financial statements

(All amounts in Indian ₹ lakhs, unless otherwise stated)

Note 24: Employee benefits expense

	For the year ended 31 st March, 2022	For the year ended 31 st March, 2021
Salaries, wages, bonus and other allowances	1,566.20	1,125.62
Contribution to provident fund and other funds	46.94	41.44
Contribution to ESI	1.33	1.70
Staff welfare expenses	24.50	7.15
Total employee benefits expense	1,638.97	1,175.91

Note 24(a): Refer note :33 for the detailed disclosure as per IND AS 19 - Employee benefits

Note 25: Finance costs

	For the year ended 31 st March, 2022	For the year ended 31 st March, 2021
Interest and finance charges on financial liabilities carried at amortised cost	5.04	16.74
Other borrowing costs	101.60	161.15
Total finance costs	106.64	177.89

Note 26: Depreciation and amortisation expense

	For the year ended 31 st March, 2022	For the year ended 31 st March, 2021
Depreciation on property, plant and equipment	1,983.18	2,723.70
Amortisation of intangible assets	-	-
Total depreciation and amortisation expense	1,983.18	2,723.70

Note 27: Contract closure expenses

	For the year ended 31 st March, 2022	For the year ended 31 st March, 2021
Contract closure expenses *	-	1,169.19
Total contract closure expenses	-	1,169.19

*on account of client enforced performance commitments.

Note 28: Other expenses

	For the year ended 31 st March, 2022	For the year ended 31 st March, 2021
Rent	76.46	75.79
Repairs and maintenance to other assets	10.00	25.56
Insurance	53.91	69.37
Rates and taxes	66.83	55.21
Printing and stationery	7.92	10.09

(Note 28 contd. to next page)

Notes to the consolidated financial statements

(All amounts in Indian ₹ lakhs, unless otherwise stated)

	For the year ended 31 st March, 2022	For the year ended 31 st March, 2021
Communication expenses	9.74	12.09
Travelling and conveyance	75.26	66.54
Payments to auditors (Refer note: 31(a))	25.03	25.17
Legal, professional and consultancy charges	48.21	59.95
Director fees	14.35	9.52
Bank charges	4.37	13.87
Vehicle maintenance	5.00	0.97
Book deficit on assets discarded	-	374.05
Net loss on foreign currency transactions and translations	9.86	20.11
Corporate social responsibility expenditure (Refer note: 31(b))	54.96	102.70
Donations	5.01	0.12
Miscellaneous expenses	24.85	33.57
Total other expenses	491.76	954.68

Note 29: Tax expense

Analysis of the group's income tax expense, given below explains significant estimates made in to relation to group's tax position and also shows amounts that are recognised directly in equity and the effect of tax expense on account of non-assessable and non-deductible items.

(a) Tax expense

	For the year ended 31 st March, 2022	For the year ended 31 st March, 2021
Current tax		
- to profit or loss		
Current tax on profits for the year	515.57	561.36
Income tax adjustments of earlier year	5.74	0.59
Total current tax expense	521.31	561.95
Deferred tax		
- to profit or loss	18.77	(295.20)
- to other comprehensive income	8.66	0.25
Total Deferred tax expense/(benefit)	27.43	(294.95)
Income tax expense	548.74	267.00
Tax expenses		
- to profit or loss	540.08	266.75
- to other comprehensive income	8.66	0.25

Notes to the consolidated financial statements

(All amounts in Indian ₹ lakhs, unless otherwise stated)

(b) Reconciliation of tax expense and the accounting profit multiplied by applicable tax rate

	For the year ended 31 st March, 2022	For the year ended 31 st March, 2021
Profit from operations before tax	1,758.94	911.08
Current tax rate in India	25.168%	25.168%
Tax on profit from operations	442.69	229.30
Tax effect of amounts which are not deductible (taxable) in calculating taxable income:		
Taxes paid on presumptive basis	5.57	8.95
Effect of difference between Indian and foreign tax rates and non taxable subsidiaries	25.89	22.44
Expenses not allowed for tax purpose	17.38	15.99
Tax effect on non-taxable income	-	(1.60)
Difference in tax rates	4.94	-
Adjustments for tax of relating to prior periods	5.74	0.59
Tax impact on account of consolidated adjustments	(0.12)	(0.11)
Tax credit on loss not considered	0.34	0.30
Items considered in OCI and considered in current tax computation	(8.66)	(0.25)
Others	46.31	(8.86)
Income tax expense	540.08	266.75

Note 30: Movement in deferred tax assets

	Unabsorbed business losses	Fair valuation of financial instruments	Property, plant and equipment	Expenses allowable on the basis of Payment	Total
As at 31st March, 2020	13.61	-	920.55	29.79	963.95
Charged/(credited)					
- to profit or loss	(13.61)	2.20	310.45	(3.84)	295.20
- to other comprehensive income	-	-	-	(0.25)	(0.25)
As at 31st March, 2021	-	2.20	1,231.00	25.70	1,258.90
Charged/(credited):					
- to profit or loss	-	(16.79)	(0.48)	(1.50)	(18.77)
- to other comprehensive income	-	-	-	(8.66)	(8.66)
As at 31st March, 2022	-	(14.59)	1,230.52	15.54	1,231.47

Note 31(a): Details of payments to auditors

	For the year ended 31 st March, 2022	For the year ended 31 st March, 2021
Payment to auditors		
A) Standalone auditors		
As statutory auditor	8.00	8.00
For quarterly reviews	4.50	4.50
For certification	0.61	0.40
Re-imbursment of expenses	0.14	0.11
B) Subsidiary auditors		
As auditor	11.48	12.01
For taxation matters	0.13	0.10
For certification	0.17	0.05
Total payments to auditors	25.03	25.17

Notes to the consolidated financial statements

(All amounts in Indian ₹ lakhs, unless otherwise stated)

Note 31(b): Details of expenses on corporate social responsibility activities

	For the year ended 31 st March, 2022	For the year ended 31 st March, 2021
Amount required to be spent as per section 135 of the Act	54.96	102.70
Amount of expenditure incurred during the year on		
a) Construction/acquisition of any asset	14.00	-
b) Purposes other than (a) above		
(i) Promoting education	1.25	16.98
(ii) Promoting healthcare	14.41	8.00
(iii) Covid relief fund	-	8.00
Total amount spent during the year	29.66	32.98
Accrual towards unspent obligation in relation to		
Proposed transfer of unspent amount relating to ongoing projects*	25.30	69.72
Shortfall at the end of previous year	-	-
Total of previous years shortfall	-	-
Reason for shortfall	NA	NA
Related party transactions	-	-
Provision for liability - contractual obligation	-	-
Nature of CSR activities	Promoting education, healthcare, destitute care and rehabilitation, COVID-19 relief and rural development projects	

Details of CSR projects under Section 135(6) of the Act

Balances as at 1 st April, 2021		Amount required to be spent for the year	Amount spent during the year		Balances as at 31 st March, 2022	
With in the company	In separate CSR unspent account		From the company's bank account	From separate CSR unspent account	With in the company	In separate CSR unspent account
69.72	-	54.96	29.66	23.78	25.30	45.94

(*The company has transferred the unspent amount of ₹25.30 lakhs (31st March, 2021 : ₹69.72 lakhs) to year wise separated unspent CSR bank accounts maintained with Axis bank within 30 days from the end of the respective financial years as per the provisions of the Companies Act, 2013)

Note 32(a): Trade receivables of the parent company are hypothecated with banks where working capital financing is sanctioned. (Refer note :45)

Note 32(b): Break-up of security details

	As at 31 st March, 2022	As at 31 st March, 2021
Trade receivables considered good - Secured	-	-
Trade receivables considered good - Unsecured	8,242.79	8,812.04
Trade receivables which have significant increase in credit risk	-	-
Trade receivables - credit impaired	-	-
Total	8,242.79	8,812.04
Less: Provision for expected credit loss (Refer note: 32(d))	-	-
Total trade receivables	8,242.79	8,812.04

Notes to the consolidated financial statements

(All amounts in Indian ₹ lakhs, unless otherwise stated)

Note 32 (c) (i): Ageing of trade receivables as at 31st March, 2022

Particulars	Outstanding for following periods from due date of payment						Total
	Not due for payment	Less than 6 months	6 months - 1 year	1-2 year	2-3 years	More than 3 years	
Undisputed							
Considered good	5,963.45	261.09	1,221.85	203.32	-	593.08	8,242.79
Considered doubtful	-	-	-	-	-	-	-
Credit impaired	-	-	-	-	-	-	-
Disputed							
Considered good	-	-	-	-	-	-	-
Considered doubtful	-	-	-	-	-	-	-
Credit impaired	-	-	-	-	-	-	-
Total trade receivables	5,963.45	261.09	1,221.85	203.32	-	593.08	8,242.79

Note 32(c) (ii): Ageing of trade receivables as at 31st March, 2021

Particulars	Outstanding for following periods from due date of payment						Total
	Not due for payment	Less than 6 months	6 months - 1 year	1-2 year	2-3 years	More than 3 years	
Undisputed							
Considered good	6,553.85	1,126.45	53.03	485.63	-	593.08	8,812.04
Considered doubtful	-	-	-	-	-	-	-
Credit impaired	-	-	-	-	-	-	-
Disputed							
Considered good	-	-	-	-	-	-	-
Considered doubtful	-	-	-	-	-	-	-
Credit impaired	-	-	-	-	-	-	-
Total trade receivables	6,553.85	1,126.45	53.03	485.63	-	593.08	8,812.04

Note 32(d): Significant revenue and receivable is from major public sector companies in oil and gas exploration business. As the management is not foreseeing any loss from the parties based on the evaluation of past trend, the carrying value of trade receivable is equal to its fair value and no loss allowance is required to be made.

Note 33(a):**(i) Defined contribution plans**

Employer's contribution to provident fund: Contributions are made to provident fund for entitled employees at the prescribed rate as per regulations. The contributions are made to registered provident fund administered by the government. The obligation of the company is limited to the amount contributed and it has no further contractual nor any constructive obligation.

Employer's contribution to state insurance scheme: Contributions are made to employee state insurance corporation under state insurance scheme for entitled employees at the prescribed rate. The obligation of the company is limited to the amount contributed and it has no further contractual nor any constructive obligation.

Notes to the consolidated financial statements

(All amounts in Indian ₹ lakhs, unless otherwise stated)

	For the year ended 31 st March, 2022	For the year ended 31 st March, 2021
Employer's contribution to provident fund	46.94	34.61
Employer's contribution to ESI	1.33	1.70

(ii) Defined benefits plans**Post-employment obligations- Gratuity**

The company provides for gratuity payments to employees as per the payment of Gratuity Act, 1972. The amount of gratuity payable on retirement/termination based on the employees last drawn basic salary per month and the number of years of services with the company. Employees who are in continuous service for 5 years or more are eligible for gratuity.

Effective 1st October, 2010 the company established Alphageo India Limited employee's group gratuity trust to administered the gratuity obligations in respective of employees other than whole time directors of the company. The gratuity plan is funded through group gratuity accumulation plan of Life insurance corporation of India.

A) Reconciliation of opening and closing balances of defined benefit obligation

	Gratuity	
	As at 31 st March, 2022	As at 31 st March, 2021
Defined benefit obligation at beginning of the year		
Funded portion	177.99	157.63
Unfunded portion	26.15	24.20
Current service cost	14.69	17.48
Interest cost	14.00	12.12
Actuarial (loss) for the year	(32.88)	(1.25)
Benefits paid	(3.05)	(6.04)
Defined benefit obligation at year end	196.90	204.14
Funded portion	167.28	177.99
Unfunded portion*	29.62	26.15

* Unfunded portion for defined benefit obligation consist of wholetime director of the parent company and Subsidiary companies gratuity obligation.

B) Reconciliation of opening and closing balances of fair value of plan assets

	Gratuity (Funded)	
	As at 31 st March, 2022	As at 31 st March, 2021
Fair value of plan assets at beginning of year	196.27	164.72
Expected return on plan assets	13.69	11.86
Employer contribution	6.96	25.87
Actuarial (loss)/ gain for the year	1.51	(0.28)
Others	-	0.14
Benefits paid	(3.05)	(6.04)
Fair value of plan assets at year end	215.38	196.27

Notes to the consolidated financial statements

(All amounts in Indian ₹ lakhs, unless otherwise stated)

C) Reconciliation of fair value of assets and obligation

	As at 31 st March, 2022	As at 31 st March, 2021
Fair value of plan assets	215.38	196.27
Present value of defined benefit obligation	196.90	204.14
Amount recognised in balance sheet [Prepaid gratuity/(gratuity)]	18.48	(7.87)
Current	-	-
Non current - unfunded	29.62	26.15
Prepaid gratuity - funded	48.10	18.28

D) Expenses recognised during the year

	Gratuity	
	For the year ended 31 st March, 2022	For the year ended 31 st March, 2021
In statement of profit and loss		
Current service cost	14.69	17.48
Interest cost	14.00	12.12
Return on plan assets	(13.69)	(11.86)
Defined benefit cost included in Profit and loss	15.00	17.74
In other comprehensive income		
Actuarial gain/(loss)	34.39	0.97
Net expense for the period recognised in OCI	34.39	0.97

Significant estimates: Actuarial assumptions and sensitivity

The significant actuarial assumptions were as follows:

	As at 31 st March, 2022	As at 31 st March, 2021
Discount rate	7.35%	6.91%
Salary growth rate	4%	4%
Withdrawal rate	18.47%	18.47%
Retirement age	60	60
Average balance future services	22.09	22.93
Mortality Table (L.I.C)	2012-14	2012-14

Sensitivity analysis

The sensitivity of the defined benefit obligation to changes in the weighted principal assumptions is:

Particulars	As at 31 st March, 2022	As at 31 st March, 2021
Defined benefit obligation	196.90	204.14
Discount rate:(% change compared to base due to sensitivity)		
Increase : +1%	191.03	197.64
Decrease: -1%	203.21	211.14
Salary growth rate:(% change compared to base due to sensitivity)		
Increase : +1%	203.41	211.25
Decrease: -1%	190.67	197.35
Withdrawal rate:(% change compared to base due to sensitivity)		
Increase : +1%	197.32	204.81
Decrease: -1%	196.44	203.42

Notes to the consolidated financial statements

(All amounts in Indian ₹ lakhs, unless otherwise stated)

The above sensitivity analysis are based on a change in an assumption while holding all other assumptions constant. In practice, this is unlikely to occur and changes in some of the assumptions may be correlated. When calculating the sensitivity of the defined benefit obligation to significant actuarial assumptions, the same method (present value of the defined benefit obligation calculated with the projected unit credit method at the end of the reporting period) has been applied as when calculating the defined benefit liability recognised in the balance sheet. The methods and types of assumptions used in preparing the sensitivity analysis did not change compared to the prior period.

The major categories of plans assets are as follows:

Particulars	As at 31 st March, 2022	As at 31 st March, 2021
Funds managed by insurers	100%	100%
	100%	100%

Defined benefit liability and employer contributions

The company has purchased insurance policy to provide for payment of gratuity to the employees other than whole time directors. Every year, the insurance company carries out a funding valuation based on the latest employee data provided by the company. Any deficit in the assets arising as a result of such valuation is funded by the company. The company considers that the contribution rate set at the last valuation date is sufficient to eliminate the deficit over the agreed period and that regular contributions, which are based on service costs will not increase significantly.

The weighted average duration of the defined benefit obligation is 3.9 years (31st March, 2021: 4.96 Years). The expected future cash flows over the next years, which will be met out of planned assets, is as follows:

Particulars	As at 31 st March, 2022	As at 31 st March, 2021
Defined benefit obligation-gratuity		
Less than a year	35.26	43.08
Between 2-5 years	139.21	140.55
Above 5 years	53.49	55.07

Risk management

The significant risks the company has in administering defined benefit plans are :

Interest rate risk: This may arise from volatility in asset values due to market fluctuations and impairment of assets due to credit losses. These plans primarily invest in debt instruments such as Government securities and highly rated corporate bonds – the valuation of which is inversely proportional to the interest rate movements.

Salary cost inflation risk: The present value of the defined benefit plan liability is calculated with reference to the future salaries of participants under the plan. Increase in salary due to adverse inflationary pressures might lead to higher liabilities.

Financial instruments and Risk management

Note 34: Fair value hierarchy

Fair value of the financial instruments is classified in various fair value hierarchies based on the following three levels:

Level 1: Inputs are quoted prices (unadjusted) in active market for identical assets or liabilities.

Level 2: Inputs other than quoted price including within level 1 that are observable for the asset or liability, either directly (i.e. as prices) or indirectly (i.e. derived from prices). The fair value of financial instruments that are not traded in

Notes to the consolidated financial statements

(All amounts in Indian ₹ lakhs, unless otherwise stated)

an active market is determined using valuation techniques which maximize the use of observable market data and rely as little as possible on entity-specific estimates. If significant inputs required to fair value an instrument are observable, the instrument is included in Level 2.

Level 3: Inputs for the assets or liabilities that are not based on observable market data (unobservable inputs). If one or more of the significant inputs is not based on observable market data, the instrument is included in level 3. This is the case with listed instruments where market is not liquid and for unlisted instruments.

Note:

(i) The carrying amounts of trade payables, other financial liabilities, borrowings, cash and cash equivalents, other bank balances, others and trade receivables are considered to be the same as their fair values due to their short term nature and recoverability from /by the parties.

Note 35: Categories of financial instruments

	Fair value hierarchy	Notes	As at 31 st March, 2022		As at 31 st March, 2021	
			Carrying value	*Fair value	Carrying value	*Fair value
A. Financial assets						
a) Measured at amortised cost						
Cash and cash equivalents	Level -3	12	10,762.09	10,762.09	5,706.79	5,706.79
Other bank balances	Level -3	13	735.82	735.82	785.11	785.11
Loans	Level -3	14	151.61	151.61	382.78	382.78
Others	Level -3	22(a)	-	-	1,888.20	1,888.20
Trade receivables	Level -3	11	8,242.79	8,242.79	8,812.04	8,812.04
Other financial assets	Level -3	5	300.03	300.03	-	-
b) Measured at fair value through profit or loss						
Current investments (Quoted method - valuation)	Level -1	10	2,566.70	2,566.70	309.60	309.60
Total financial assets			22,759.04	22,759.04	17,884.52	17,884.52
B. Financial liabilities						
a) Measured at amortised cost						
Trade payables	Level -3		2,850.83	2,850.83	3,233.33	3,233.33
Borrowings	Level -3	16	-	-	7.10	7.10
Other financial liabilities	Level -3	18	598.62	598.62	1,182.24	1,182.24
Total financial liabilities			3,449.45	3,449.45	4,422.67	4,422.67

Note 36: Financial risk management

The Group's activities expose it to credit risk, market risk and liquidity risk. The Group emphasis on risk management and has an enterprise wide approach to risk management. The Group's risk management and control procedures involve prioritization and continuing assessment of these risks and device appropriate controls, evaluating and reviewing the control mechanism. Credit risk on cash and cash equivalents is limited as the group generally invests in term deposits with banks thereby minimising its risk.

(A) Credit risk:

Credit risk is the risk of financial loss to the Group if a customer to a financial instrument fails to meet its contractual obligations. The group is exposed to credit risk from its operating activities (primarily trade receivables) and from its financing activities, including deposits with banks. Credit risk of the group is managed at the group level.

Notes to the consolidated financial statements

(All amounts in Indian ₹ lakhs, unless otherwise stated)

The credit risk related to loans given is influenced mainly by the borrower (Party). The credit risk is managed by the group by establishing monitoring the credit worthiness of the borrower before it grants loans. As the loan is recovered after the reporting but before signing the financial statements no future allowance has been made in this regard.

The credit risk related to trade receivables is influenced mainly by the individual characteristics of each customer. The credit risk is managed by the group by establishing credit limits and continuously monitoring the credit worthiness of the customers. The group is not required to provides for expected credit losses based on the past experience where it believes that there is no probability of default based on credit worthiness of group customers. Financial assets are written off when there is no reasonable expectation of recovery.

(B) Market risk:

Market risk is the risk that the future value of a financial instrument will fluctuate due to moves in the market factors. The most common types of market risks are interest rate risk, price risk and foreign currency risk.

i) Interest rate risk

Interest rate risk is the risk that the future cash flows or the fair value of a financial instrument will fluctuate because of changes in market interest rates. The interest rate risk is towards short term borrowings and term deposits with banks. The group manages its market interest rates by fixed rate interest. Hence ,the group is not significantly exposed to interest rate risks.

ii) Price risk

The group is exposed to risk from investments in mutual funds. The company has invested in quoted debt mutual funds with various mutual funds. The group is very cautious in their investment decisions and takes a conservative approach of investing in hybrid mutual funds with minimal risk. The table below summarises the impact of increase/ (decrease) in the net asset value(NAV) of these investments.

The analysis is based on the assumption that the NAV has increased / decreased by 1% with all other variables held constant.

	Impact on profit after tax (Income) / Expense	
	For the year ended 31 st March, 2022	For the year ended 31 st March, 2021
-Increase in NAV by 1%	25.67	3.10
-Decrease in NAV by 1%	(25.67)	(3.10)

iii) Foreign currency risk

Foreign currency risk is the risk that the fair value or future cash flows of an exposure will fluctuate because of changes in foreign exchange rates. As the group is not foreseeing significant transaction in other than functional currency the exposure to the foreign currency is minimal.

Foreign currency exposure as at the reporting date

	As at 31 st March, 2022		As at 31 st March, 2021	
	USD in numbers	Equivalent amount in ₹	USD in numbers	Equivalent amount in ₹
Balance with banks	37,23,920	2,823.00	33,40,397	2,455.35
Advance for suppliers	2,503	1.90	-	-
Payables for supplies against capital items	65,750	48.33	7,24,880	532.82

Notes to the consolidated financial statements

(All amounts in Indian ₹ lakhs, unless otherwise stated)

(C) Liquidity risk:

Liquidity risk refers to the risk that the group cannot meet its financial obligations. The objective of liquidity risk management is to maintain sufficient liquidity and ensure that funds are available for use as per requirements.

The group manage its risk from their principle source of resources such as cash and cash equivalents , cash flows that is generated from operations and other means of borrowings, to ensure, as far as possible, that it will always have sufficient liquidity to meet the liabilities.

The table below provides details regarding the remaining contractual maturities of financial liabilities at the reporting date:

	On demand	Due in 1 st year	Due after 1 st year	Total
As at 31st March, 2022				
Borrowing	-	-	-	-
Trade and other payable	-	2,850.83	-	2,850.83
Other financial liabilities	-	598.62	-	598.62
As at 31st March, 2021				
Borrowing	0.11	3.35	3.64	7.10
Trade and other payable	-	3,233.33	-	3,233.33
Other financial liabilities	-	1,182.24	-	1,182.24

(D) Other risk - Impact of COVID-19 (Global pandemic) :

The management has assessed the impact of COVID-19 pandemic on the financial statements, business operations, liquidity position, cash flow and has concluded that based on the current estimates no material adjustments are required in the carrying amount of assets and liabilities as at 31st March 2022.

The impact of the pandemic may be different from that estimated as at the date of approval of these financial statements and the group will continue to closely monitor any material changes to future economic conditions.

Note 37: Capital management

The group's financial strategy aims to provide adequate capital for its growth plans for sustained stakeholder value. The group's objective is to safeguard its ability to continue as a going concern, so that it can continue to provide returns for shareholders and benefits for other stakeholders. And depending on the financial market scenario, nature of the funding requirements and cost of such funding, the group decides the optimum capital structure. The group aims at maintaining a strong capital base so as to maintain adequate supply of funds towards future growth plans as a going concern.

The group monitors the capital structure on the basis of total debt to equity ratio :

Particulars	As at 31 st March, 2022	As at 31 st March, 2021
Net debt*	-	-
Equity	27,165.85	26,299.15
Total capital (Net debt+Equity)	27,165.85	26,299.15
Net debt to Total capital (%)	0.00%	0.00%
Equity to total capital	100.00%	100.00%

Notes to the consolidated financial statements

(All amounts in Indian ₹ lakhs, unless otherwise stated)

***Net debt represents:**

Particulars	As at 31 st March, 2022	As at 31 st March, 2021
A) Borrowings		
Non-current borrowings	-	3.64
Current borrowings	-	3.46
Total (A)	-	7.10
B) Cash and cash equivalents	10,762.09	5,706.79
C) Current investments	2,566.70	309.60
D) Net debt / (asset) (A-B-C)	(13,328.79)	(6,009.29)

Note 38: Contingent liabilities

	As at 31 st March, 2022	As at 31 st March, 2021
Claims against the company not acknowledged as debts in respect of	601.58	-
- Income tax		

In March 2022, parent company received notices of demand under sec 156 of the income tax act relating to the seven assessment years from 2014-15 to 2020-21 amounting to ₹601.58 Lakhs on account of the dispute related to the allowability of depreciation. Parent company preferred to contest the same and filed an appeal before the relevant appellate authorities within the stipulated time. Company's management considered it to be probable that the appeal will be in its favor and has therefore not recognised the provision in relation to this demand and the same had been considered as contingent liability as at 31st March, 2022.

Note 39 : Payables to Micro, Small & Medium Enterprises

Information pertaining to Micro and Small Enterprises as required to be disclosed under the Micro, Small and Medium Enterprises Development Act, 2006 ("Act") as given below has been determined to the extent such parties have been identified on the basis of information available with the group:

	As at 31 st March, 2022	As at 31 st March, 2021
Principal amount remaining unpaid as on 31 st March	NIL	NIL
Interest due thereon as on 31 st March	NIL	NIL
Interest paid by the company in terms of Section 16 of Micro, Small and Medium Enterprises Development Act, 2006, along with the amount of payment made to the supplier beyond the appointed day during the year	NIL	NIL
Interest due and payable for the period of delay in making payment (which have been paid but beyond the appointed day during the year) but without adding the interest specified under the Act	NIL	NIL
Interest accrued and remaining unpaid as at 31 st March	NIL	NIL
Further interest remaining due and payable even in the succeeding years, until such date when the interest dues as above are actually paid to the small enterprise for the purpose of disallowance as a deductible expenditure under Section 23 of the Act	NIL	NIL

Note :The list of undertakings covered under MSMED was determined by the group on the basis of information/confirmations available with the group and has been relied upon by the auditors.

Notes to the consolidated financial statements

(All amounts in Indian ₹ lakhs, unless otherwise stated)

Note 40: Ageing of trade payables as at 31st March, 2022

Particulars	Not due for payment*	Less than 1 year	1- 2 years	2-3 years	More than 3 years	Total
(i) Undisputed dues						
MSME	-	-	-	-	-	-
Others	2,801.43	49.40	-	-	-	2,850.83
(ii) Disputed dues						
MSME	-	-	-	-	-	-
Others	-	-	-	-	-	-
Total	2,801.43	49.40	-	-	-	2,850.83

Ageing of trade payables as at 31st March, 2021

Particulars	Not due for payment*	Less than 1 year	1- 2 years	2-3 years	More than 3 years	Total
(i) Undisputed dues						
MSME	-	-	-	-	-	-
Others	2,922.63	309.28	1.42	-	-	3,233.33
(ii) Disputed dues						
MSME	-	-	-	-	-	-
Others	-	-	-	-	-	-
Total	2,922.63	309.28	1.42	-	-	3,233.33

(* Not due for payment includes unbilled amount of ₹52.25 Lakhs (31st March, 2021: ₹446.63 Lakhs)) by the vendors.**Note 41 : Segment information****(a) Description of segments and principal activities**

The Chairman & Managing Director of the parent company has been identified as the Chief Operating Decision Maker (CODM). Operating segments are defined as components of an enterprise for which discrete financial information is available. This is evaluated regularly by the CODM, in deciding how to allocate resources and assessing the company's performance. The company is engaged in seismic service and operates in a single operating segment.

Information about major customer:

The revenue from transactions with two customers for years ended 31st March, 2022 (public sector company in oil & gas exploration business) exceed 10% of the total revenue of the company and two customers for the year ended 31st March, 2021.

Geographical information

The group is mainly domiciled its activities in India. The amount of its revenue from external customers broken down by location of the customers is shown in the table below:

	As at 31 st March, 2022	As at 31 st March, 2021
Revenue from external customers		
India	15,488.26	14,309.87
Rest of the world	-	-
Non-current assets		
India	5,709.89	7,250.94
Rest of the world	1,214.45	1,276.77

Notes to the consolidated financial statements

(All amounts in Indian ₹ lakhs, unless otherwise stated)

Note 42: Subsidiaries considered for consolidation

The company's subsidiaries as at 31st March, 2022 are set out below. Unless otherwise stated, they have share capital consisting solely of equity shares that are held directly by the company.

Name of entities	Relationship	Principle activity	Place of business	Ownership	
				As at 31 st March, 2022	As at 31 st March, 2021
Alphageo International Limited	Subsidiary	Investment in companies and joint ventures and providing technical support services	Dubai	100%	100%
Alphageo DMCC	Step down subsidiary	Provision of onshore and offshore oil and gas field services, geophysical studies and geological services and rental of drilling equipment & machinery	Dubai	100%	100%
Alphageo Offshore Services Private Limited	Subsidiary (w.e.f. 22 nd February, 2021)	Provision of services related to onshore and offshore oil, gas, minerals and other hydrocarbon products or substances	India	70%	70%
Alphageo Marine Services India Private Limited	Subsidiary	Provision of marine survey services and aerial geophysical services	India	74%	74%

Note 43: Related party transactions

(a) Key management personnel (KMP) : Dinesh Alla, Chairman & Managing Director
: Savita Alla, Joint Managing Director
: Rajesh Alla, Non Executive Director
: Raju Mandapalli, Independent Director
: Mahendra Pratap, Independent Director
: Vinay Kumar Verma, Independent Director

(b) Relative of key management personnel : Kamala Rajupet
: Sashank Alla
: Anisha Alla
: Mrudula Alla
: Gopinath Reddy Rajupet

(c) List of related parties over which control / significant influence exists with whom the company has transactions :

Dinesh Alla (HUF)	
TRAC	Entity in which key management personnel has significant influence
Athena Infracon (India) Private Limited	
Aquila Drilling Private Limited	
Rajesh Alla (HUF)	Entity in which relative of key management personnel has significant influence
IIC Technologies Private Limited	

Notes to the consolidated financial statements

(All amounts in Indian ₹ lakhs, unless otherwise stated)

d) Employee benefit plans : Alphageo India Limited Employees' Group Gratuity Trust**e) Transactions with Related Parties:**

	As at 31 st March, 2022		As at 31 st March, 2021	
	Amount	Outstanding balance	Amount	Outstanding balance
Key management personnel:				
Short term employee benefits				
Remuneration*	374.84	209.64	215.26	250.30
Directors fees	10.05	-	7.20	-
Others				
Dividend	108.09	-	-	-
Relatives of key management personnel:				
Salary	11.29	0.21	9.20	0.41
Dividend	57.69	-	-	-
Concerns in which key management personnel has substantial interest:				
Rent	8.04	-	8.04	0.43
Dividend	49.02	-	-	-
Concerns in which relative of the key management personnel has substantial interest:				
Dividend	6.91	-	-	-
Rent	1.80	-	1.80	-
Advance adjusted against equipment hire charges	-	-	78.21	14.40
Equipment hire charges	-	-	76.11	-
Reimbursement of expenses	-	-	1.48	-
Contribution to funds:				
Post employment benefit plan	6.95	-	26.94	-

(f) Terms and Conditions

Transactions relating to dividends were on the same terms and conditions that applied to other stake holders.

*Provision for employee benefits, which are based on actuarial valuation done on an overall company basis, is excluded.

(g) Disclosure of the total transactions w.r.t related parties during the year:

Nature of the transaction	Name of the related party	As at 31 st March, 2022	As at 31 st March, 2021
Short term employee benefits	Dinesh Alla	231.40	116.76
	Savita Alla	143.44	98.49
Director's fees	Rajesh Alla	2.55	1.80
	Raju Mandapalli	2.40	1.80
	Mahendra Pratap	2.55	1.80
	Hamit Ummak	4.30	2.32
	Vinay Kumar Varma	2.55	1.80
	Salary	Sashank Alla	11.29

Contd. to next pg.

Notes to the consolidated financial statements

(All amounts in Indian ₹ lakhs, unless otherwise stated)

Nature of the transaction	Name of the related party	As at 31 st March, 2022	As at 31 st March, 2021
Dividend	Dinesh Alla	76.77	-
	Savita Alla	31.32	-
	Aquila Drilling Private Limited	36.79	-
Rent	Trac	3.60	3.60
	Dinesh Alla (HUF)	4.44	4.44
	Rajesh Alla (HUF)	1.80	1.80
Equipment hire charges	IICTechnologies Private Limited	-	76.11
Reimbursement of expenses	IICTechnologies Private Limited	-	1.48
Post employment benefit plan	Alphageo India Limited		
	Employees' Group Gratuity Trust	6.95	26.94
Advance adjusted against equipment hire charges	IIC Technologies Private Limited	-	78.21

Note 44: Earnings per share

	For the year ended 31 st March, 2022	For the year ended 31 st March, 2021
(a) Basic & Diluted EPS		
Earnings per share attributable to the equity holders of the company	19.16	10.13

(b) Reconciliation of earnings used in calculating earnings per share

	For the year ended 31 st March, 2022	For the year ended 31 st March, 2021
Basic and Diluted earnings per share		
Profit attributable to the equity holders of the company used in calculating EPS	1,219.24	644.50

(c) Weighted average number of shares used as the denominator

	For the year ended 31 st March, 2022	For the year ended 31 st March, 2021
Weighted average number of equity shares used as the denominator in calculating basic earnings per share	63,64,767	63,64,767
Adjustments for calculation of diluted earnings per share	-	-
Weighted average number of equity shares used as the denominator in calculating diluted earnings per share	63,64,767	63,64,767

Notes to the consolidated financial statements

(All amounts in Indian ₹ lakhs, unless otherwise stated)

Note 45: Assets pledged as security by the parent company

	As at 31 st March, 2022	As at 31 st March, 2021
Hypothecation of stocks, book debts and current assets of the parent company -First charge		
Trade receivables	8,242.79	8,812.04
Inventories	69.90	136.25
Fixed deposits	198.29	184.48
Other assets (Other than above)	11,336.76	9,127.09
Second charge		
Equitable mortgage of land and buildings and movable fixed assets	5,282.34	6,964.99

Note 46: Events occurring after the reporting period

(i) Proposed dividend

The dividend proposed by the directors which is subject to the approval of shareholders in the ensuing annual general meeting:

	As at 31 st March, 2022	As at 31 st March, 2021
On equity shares of ₹10/- each		
Proposed dividend by the parent company*	509.18	509.18
Proposed dividend per equity share in Rupees	8.00	8.00

*TDS will be deducted at the time of payment of dividend as per the applicable provisions of the Income Tax Act, 1961.

Note 47: Ratios

Particulars	Numerator	Denominator	As at 31 st March, 2022	As at 31 st March, 2021	% Change in ratio
a) Current ratio	Current assets	Current liabilities	6.13	4.65	32%
b) Debt-equity ratio	Total debt	Total equity	-	0.00	-
c) Debt service coverage ratio	Profit after tax + Non cash expenses + Interest + Others non cash adjustments	Interest + Principle payments	273.43	0.59	46247%
d) Return on equity ratio	Profit after tax	Average shareholder's funds	5%	3%	2%
e) Trade receivables turnover ratio	Revenue from operations	Average trade receivable	1.82	1.66	9%
f) Trade payables turnover ratio	Geophysical survey and related expenses	Average trade payable	3.30	3.12	6%

Contd. to next pg.

Notes to the consolidated financial statements

(All amounts in Indian ₹ lakhs, unless otherwise stated)

Particulars	Numerator	Denominator	As at 31 st March, 2022	As at 31 st March, 2021	% Change in ratio
g) Net capital turnover ratio	Revenue from operations	Workings capital	0.81	0.86	-6%
h) Net profit ratio	Profit after tax	Revenue from operations	8%	5%	3%
i) Return on capital employed	Earning before interest and taxes	Capital employed = Net worth + Total debt	5%	-4%	9%
j) Return on investment - (Quoted & Unquoted)	Income generated from investments	Average invested funds	7%	6%	1%

Reasons for variance**Current ratio :** Change on account of current year accruals**Debt-equity ratio:** Change on account of repayment of total debt during the year.**Debt service coverage ratio:** Change on account of increase in operating revenue and reduction in debt.**Note 48: Additional information required by Schedule III**

	Name of the entity in the group				Non controlling interest	Effect of inter company adjustments / eliminations
	Parent	Foreign subsidiaries	Indian subsidiaries			
	Alphageo India Limited	Alphageo International Limited and its subsidiary	Alphageo Marine Services Private Limited	Alphageo Offshore Services Private Limited		
Net assets (Total assets minus Total liabilities)	24,298.98	4,172.55	1.95	5.03	3.77	(1,312.67)
As % of Consolidated net assets	89.43%	15.36%	0.01%	0.02%	0.01%	(4.83%)
Share in profit or (loss)	1,328.18	-108.45	(0.43)	(0.75)	(0.15)	0.46
As % of Consolidated profit or (loss)	108.97%	(8.90%)	(0.04%)	(0.06%)	(0.01%)	0.04%
Share in other comprehensive income	25.73	130.91	-	-	-	-
As % of consolidated other comprehensive income	0.16	83.57%	0%	0%	0%	0%
Share in total comprehensive income	1,353.91	22.46	(0.43)	(0.75)	(0.15)	0.46
As % of consolidated total comprehensive income	98.43%	0.02	(0.03%)	(0.05%)	(0.01%)	0.03%

Notes to the consolidated financial statements

(All amounts in Indian ₹ lakhs, unless otherwise stated)

Note 49 (i): No funds have been advanced or loaned or invested (either from borrowed funds or share premium or any other sources or kind of funds) by the group to or in any other person(s) or entity(ies), including foreign entities ("Intermediaries") with the understanding, whether recorded in writing or otherwise, that the Intermediary shall lend or invest in party identified by or on behalf of the group (Ultimate beneficiaries). The group has not received any fund from any party(s) (Funding party) with the understanding that the group shall whether, directly or indirectly lend or invest in other persons or entities identified by or on behalf of the group ("Ultimate beneficiaries") or provide any guarantee, security or the like on behalf of the ultimate beneficiaries.

Note 49 (ii): No funds have been received by the group from any person or entity, including foreign entity ("Funding parties"), with the understanding, whether recorded in writing or otherwise, that the group shall, whether, directly or indirectly, lend or invest in other persons or entities identified in any manner whatsoever by or on behalf of the funding party ("Ultimate beneficiaries") or provide any guarantee, security or the like on behalf of the ultimate beneficiaries.

Note 50: The figures for the previous year have been reclassified / regrouped wherever necessary to conform to current year's classification.

**As per our report of even date
For MAJETI & CO.**

Chartered Accountants

Firm's registration number: 0159755

Kowshik Anna

Partner

Membership number: 244172

Hyderabad

May 27, 2022

For and on behalf of the Board

Dinesh Alla

Chairman and Managing Director

DIN No: 01843423

Rohini Gade

Chief Financial Officer

Savita Alla

Joint Managing Director

DIN No: 00887071

Sakshi Mathur

Company Secretary



ALPHAGEO (INDIA) LIMITED

CIN: L74210TG1987PLC007580

Regd. Office: 802, Babukhan Estate, Basheerbagh, Hyderabad – 500 001

Corporate Office: 1st Floor, Plot No.1, Sagar Society, Road No.2, Banjara Hills, Hyderabad – 500 034

Tel: 040-23550502/503 | Fax: 040-23550238

Email: info@alphageoindia.com | Website: www.alphageoindia.com

Notice of 35th Annual General Meeting

NOTICE is hereby given that the Thirty Fifth Annual General Meeting of the Members of the Company will be held on Saturday, September 24, 2022 at 11.00 A.M. through Video Conferencing (“VC”) Facility / Other Audio Visual Means (“OAVM”), to transact the following business:

ORDINARY BUSINESS

1. To receive, consider and adopt the Audited Financial Statements of the Company (including consolidated financial statements) for the Financial Year ended March 31, 2022, together with the Reports of the Board of Directors and Auditors thereon.
2. To declare a dividend of ₹ 8/- per equity share of ₹ 10/- each for the financial year ended March 31, 2022.
3. To consider the re-appointment of Mr. Rajesh Alla (DIN: 01657395), Director of the Company who retires by rotation and being eligible, offers himself for re-appointment.
4. To Re-appoint M/s Majeti & Co., Chartered Accountants, Hyderabad based firm as Statutory Auditors of the Company for another term of Five (5) Years

To consider and, if thought fit, to pass the following resolution as an Ordinary Resolution:

“RESOLVED THAT pursuant to the provisions of Sections 139, 142 and other applicable provisions, if any, of the Companies Act, 2013, and the Companies (Audit and Auditors) Rules, 2014, as amended from time to time, and pursuant to the recommendations of the audit committee and the board of directors of the company M/s Majeti & Co, Chartered Accountants (Firm Registration No. 015975S) be and is hereby re-appointed as Statutory Auditors of the Company to hold office from the conclusion of this 35th Annual General Meeting (“AGM”) till the conclusion of the 40th Annual General Meeting (“AGM”) to be held in the year 2027, at such remuneration, as may be mutually agreed between the Board of Directors of the Company and the Statutory Auditors”.

SPECIAL BUSINESS

5. Re-appointment of Mr. Raju Mandapalli (DIN: 08014543) as an Independent Director for the second term of five years.

To consider and, if thought fit, to pass the following Resolution as a Special Resolution:

“RESOLVED THAT pursuant to the provisions of Sections 149, 152 and other applicable provisions of the Companies Act, 2013 (‘Act’), if any, read with Schedule IV to the Act and the Companies (Appointment and Qualification of Directors), Rules, 2014 [including any statutory modification(s) or re-enactment(s) thereof for the time being in force], Regulation 17 and any other applicable provisions of the Securities and Exchange Board of India (Listing Obligations and Disclosure Requirements) Regulations, 2015 (‘SEBI Listing Regulations’), as amended from time to time, and the Articles of Association of the Company, as well as based on the recommendation of

the Nomination and Remuneration Committee and the Board of Directors of the Company, Mr. Raju Mandapalli (DIN: 08014543), who was appointed as an Independent Director of the Company at the 31st Annual General Meeting of the Company for a period of five years, i.e., from December 4, 2017 to December 3, 2022, and who is eligible for re-appointment and who meets the criteria for independence as provided in Section 149(6) of the Act and Regulation 16(1) (b) of the SEBI Listing Regulations and who has submitted a declaration to that effect and in respect of whom the Company has received a Notice in writing from a Member under Section 160(1) of the Act proposing his candidature for the office of Director, be and is hereby re-appointed as an Independent Director of the Company, not liable to retire by rotation, to hold office for the second consecutive term of five years, i.e., from December 4, 2022 to December 3, 2027 (both days inclusive).”

RESOLVED FURTHER THAT pursuant to the provisions of Sections 149, 197, 198 and any other applicable provisions of the Companies Act, 2013 and the Rules made there under (including any statutory modification(s) or re-enactment thereof for the time being in force), Mr. Raju Mandapalli (DIN: 08014543) be paid such fees and remuneration and profit related commission, if any as the Board and Nomination and Remuneration Committee of the Board may approve from time to time and subject to such limits, prescribed or as may be prescribed from time to time.”

By Order of the Board
For Alphageo (India) Limited

Hyderabad
August 10, 2022

Sakshi Mathur
Company Secretary

NOTES:

1. In view of the COVID-19 pandemic, the Ministry of Corporate Affairs ('MCA') has vide its General Circular No. 20/2020 dated May 5, 2020 in relation to clarification on holding of Annual General Meeting ('AGM') through video conferencing ('VC') or other audio visual means ('OAVM') read with General Circulars Nos. 14/2020 dated April 8, 2020, 17/2020 dated April 13, 2020, 22/2020 dated June 15, 2020, 33/2020 dated September 28, 2020, 39/2020 dated December 31, 2020, 10/2021 dated June 23, 2021, 20/2021 dated December 8, 2021 Circular No. 2/2022 dated May 5, 2022 and Circular No. 3/2022 dated May 5, 2022 in relation to 'Clarification on passing of ordinary and special resolutions by companies under the Companies Act, 2013 and the rules made thereunder on account of the threat posed by COVID-19' and General Circular No.02/2021 dated January 13, 2021 (collectively referred to as 'MCA Circulars') and the Securities and Exchange Board of India ('SEBI') vide its circular No. SEBI/HO/CFD/CMD1/CIR/P/2020/79 dated May 12, 2020 in relation to 'Additional relaxation in relation to compliance with certain provisions of SEBI (Listing Obligations and Disclosure Requirements) Regulations 2015-COVID-19 pandemic' and Circular Nos. SEBI/HO/CFD/CMD2/CIR/P/2021/11 dated January 15, 2021 and SEBI/HO/CFD/CMD2/CIR/P/2022/62 dated May 13, 2022 (collectively referred to as 'SEBI Circulars') permitted the holding of the Annual General Meeting ('AGM'/'the Meeting') through VC/ OAVM, without the physical presence of the Members at a common venue. In compliance with the provisions of the Companies Act, 2013 ('Act'), the SEBI (Listing Obligations and Disclosure Requirements) Regulations, 2015 ('SEBI Listing Regulations') and MCA Circulars, the 35th AGM of the Company is being held through VC/ OAVM on Saturday, September 24, 2022 at 11.00 a.m. IST. The Meeting shall be deemed to be conducted at the corporate office of the Company at Plot No. 1, Sagar Society, Road No. 2, Banjara Hills, Hyderabad – 500034.
2. As per the provisions of clause 3.A.II. of the General Circular No. 20/2020 dated May 5, 2020, issued by the MCA, the matters of Special Business as appearing at Item Nos. 5 of the accompanying Notice, are considered to be unavoidable by the Board and hence, form part of this Notice
3. The Explanatory Statement pursuant to Section 102 of the Act in respect of the business under Item No. 5 set out above and the relevant details of the Directors seeking re-appointment at this AGM as

required under Regulation 36(3) of the SEBI Listing Regulations and Secretarial Standard on General Meetings issued by The Institute of Company Secretaries of India ('Secretarial Standard') are annexed hereto. Requisite declarations have been received from the Directors seeking re-appointment

4. Pursuant to the provisions of the Act, a Member entitled to attend and vote at the AGM is entitled to appoint a proxy to attend and vote on his/her behalf and the proxy need not be a Member of the Company. Since this AGM is being held pursuant to the MCA Circulars through VC/OAVM, physical attendance of Members has been dispensed with. Accordingly, the facility for appointment of proxies by the Members will not be available for the AGM and hence the Proxy Form, Attendance Slip and route map of AGM are not annexed to this Notice.
5. Institutional shareholders/corporate shareholders (i.e. other than individuals, HUF's, NRI's, etc.) are required to send a scanned copy (PDF/JPG Format) of their respective Board or governing body Resolution/Authorization etc., authorizing their representative to attend the AGM through VC/OAVM on their behalf and to vote through remote e-voting. The said Resolution/Authorization can upload their Board Resolution/Power of Attorney/ Authority Letter etc. by clicking on "Upload Board Resolution/Authority Letter" displayed under "e-Voting" tab in their login or can be send to Scrutinizer's email id: chr300@gmail.com. The said resolution/letter should be in the naming format "Alphageo (India) Limited_35th AGM".
6. In case of joint holders, the Member whose name appears as the first holder in the order of names as per the Register of Members of the Company will be entitled to vote at the AGM.
7. Members attending the meeting through VC/OAVM shall be counted for the purpose of determining the quorum under Section 103 of the Act.
8. In line with the General Circulars No. 20/2020 dated May 5, 2020 and No. 02/2021 dated January 13, 2021, issued by the MCA and the SEBI Circulars, Notice of the AGM along with the Annual Report 2021-22 is being sent only through electronic mode to those Members whose e-mail addresses are registered with the Company/ Depositories/ RTA. The Notice of 35th AGM and Annual Report 2021-22 are available on the Company's website viz. www.alphageoindia.com and may also be accessed from the relevant section of the websites of the Stock Exchanges i.e. BSE Limited and National Stock Exchange of India Limited at www.bseindia.com and www.nseindia.com respectively. Pursuant to the abovementioned Circulars, the Company has not printed the Annual Reports and hence no hard copies of the Annual Report will be provided.
9. Electronic copies of all the documents referred to in the accompanying Notice of the AGM and the Explanatory Statement shall be made available for inspection. During the 35th AGM, Members may access the scanned copy of Register of Directors and Key Managerial Personnel and their shareholding maintained under Section 170 of the Act; the Register of Contracts and Arrangements in which Directors are interested maintained under Section 189 of the Act; Members desiring inspection of statutory registers and other relevant documents may send their request in writing to the Company at cs@alphageoindia.com.
10. As per the provisions of Section 72 of the Act and SEBI Circular, the facility for making nomination is available for the Members in respect of the shares held by them. Members who have not yet registered their nomination are requested to register the same by submitting Form No. SH-13. If a Member desires to opt out or cancel the earlier nomination and record a fresh nomination, he/she may submit the same in ISR-3 or SH-14 as the case may be. The Company has sent letters along with Business Reply Envelopes (BRE) for furnishing the required details. The said forms can be downloaded from company's website at <https://www.alphageoindia.com/Forms.htm>. Members are requested to submit the said details to their Depository Participants in case the shares are held by them in dematerialized form and to the Company's Registrar and Transfer Agent ('RTA') in case the shares are held by them in physical form, quoting their folio number.
11. Non-Resident Indian Members are requested to inform the Company's RTA immediately of:
 - a) Change in their residential status on return to India for permanent settlement.
 - b) Particulars of their bank account maintained in India with complete name, branch, account type, account number and address of the bank with pin code number, if not furnished earlier.

12. Members are requested to intimate changes, if any, pertaining to their name, postal address, e-mail address, telephone/mobile numbers, Permanent Account Number ('PAN'), mandates, nominations, power of attorney, bank details such as, name of the bank and branch details, bank account number, MICR code, IFSC code, etc.,
- **For shares held in electronic form:** to their Depository Participant only and not to the Company's RTA. Changes intimated to the Depositor Participant will then be automatically reflected in the Company's records which will help the Company and its RTA provide efficient and better service to the Members.
 - **For shares held in physical form:** to the Company's RTA in prescribed Form ISR -1 and other forms pursuant to SEBI circular SEBI/HO/MIRSD/MIRSD_RTAMB/P/CIR/2021/655 dated November 3, 2021, as per instructions mentioned in the form. The Company's Registrar and Transfer Agent, Kfintech has sent physical letters to all the shareholders of the Company holding shares in Physical form in this regard. The said form can be downloaded from the Company's website <https://www.alphageoindia.com/Forms.htm> and is also available on the website of the RTA https://ris.kfintech.com/clientservices/isc/default.aspx#isc_download_hrd
13. Members may please note that SEBI vide its Circular No. SEBI/HO/MIRSD/MIRSD_RTAMB/P/CIR/2022/8 dated January 25, 2022 has mandated the listed companies to issue securities in dematerialized form only while processing service requests, viz., Issue of duplicate securities certificate; claim from unclaimed suspense account; renewal/ exchange of securities certificate; endorsement; sub-division/ splitting of securities certificate; consolidation of securities certificates/folios; transmission and transposition. Accordingly, Members are requested to make service requests by submitting a duly filled and signed Form ISR-4. The said form can be downloaded from the Company's website <https://www.alphageoindia.com/Forms.htm> also available on the website of the RTA https://ris.kfintech.com/clientservices/isc/default.aspx#isc_download_hrd. It may be noted that any service request can be processed only after the folio is KYC Compliant
14. SEBI vide its notification dated January 24, 2022 has amended Regulation 40 of the SEBI Listing Regulations and has mandated that all requests for transfer of securities including transmission and transposition requests shall be processed only in dematerialized form. In view of the same and to eliminate all risks associated with physical shares and avail various benefits of dematerialization, Members are advised to dematerialize the shares held by them in physical form. Members can contact Company or Company's Registrar and Transfer Agent Kfintech for assistance in this regards.
15. SEBI has mandated submission of PAN by every participant in the securities market. Members holding shares in electronic form are, therefore, requested to submit their pan details to their depository participants. Members holding shares in physical form are requested to submit their pan details to the company's RTA.
16. To support the '**Green Initiative**', Members who have not yet registered their email addresses are requested to register the same with their DPs in case the shares are held by them in electronic form and with the Company's RTA in case the shares are held by them in physical form.
17. **Closure of Register of Members and Dividend**
- a) The Company has notified closure of Register of Members and Share Transfer Books from **Sunday, September 18, 2022 to Saturday, September 24, 2022** (both days inclusive) for the purpose of AGM and determining the names of members eligible for final dividend on equity shares, if declared at the Meeting.
 - b) The Board of Directors of the Company at its Meeting held on May 27 2022 has recommended a dividend of ₹8/- per equity share of ₹10/- each as final dividend for the financial year 2021-22. Final dividend, if declared, at the Annual General Meeting, will be paid on or before **October 23, 2022**. The Company has fixed **Saturday, September 17, 2022 as the 'Record Date'** for determining entitlement of members to final dividend for the financial year ended March 31, 2022, if approved at the AGM.
18. Members desiring to seek any information on the financial statements are requested to write to the

Company at cs@alphageoindia.com an early date to enable compilation of information.

19. Unclaimed Dividend

Unclaimed dividend for the years 2014-15, 2015-16, 2016-17, 2017-18, 2018-19, 2019-20 and 2020-21 are held in separate bank accounts.

Members whose dividends remain unclaimed are requested to write to the Company or its Registrar and Transfer Agent and claim their dividends. Members are requested to note that dividends not encashed or claimed within the due date mentioned below, will be transferred to the Investor Education and Protection Fund ("IEPF") of the Government of India as per the provisions of Section 124(5) of the Companies Act, 2013. In view of this, members are advised to send their requests to the Company or its Registrar for revalidation of the warrants and encash them before the due dates as listed below:

Dividend and Year	Date of declaration of dividend	Due Date for claiming the Dividend
Final Dividend 2014-15	28.09.2015	02.11.2022
Final Dividend 2015-16	29.09.2016	03.11.2023
Final Dividend 2016-17	29.09.2017	03.11.2024
Final Dividend 2017-18	14.09.2018	19.10.2025
Final Dividend 2018-19	30.09.2019	04.11.2026
Interim Dividend 2019-20	06.03.2020	11.04.2027
Final Dividend 2020-21	29-09-2021	03.11.2028

Pursuant to the provisions of Investor Education and Protection Fund (Accounting, Audit, Transfer and Refund) Rules, 2016, notified by the Ministry of Corporate Affairs, the companies are required to transfer the shares in respect whereof the dividends remain unpaid/unclaimed for a period of seven consecutive years to the demat account of IEPF Authority. The details of shares transferred to IEPF are displayed on the website of the Company at

<https://www.alphageoindia.com/IEPF.htm>. The shareholders whose shares are transferred to the IEPF Authority can claim their shares from the Authority by following the Refund Procedure as detailed on the website of IEPF Authority <http://iepf.gov.in/IEPF/corporates.html>.

20. Pursuant to Finance Act 2020, 2021 dividend income will be taxable in the hands of shareholders w.e.f. April 1, 2020 and the Company is required to deduct tax at source from dividend paid to shareholders at the prescribed rates. For the prescribed rates for various categories, the shareholders are requested to refer to the Finance Act, 2020, 2021 and amendments thereof. The shareholders are requested to update their PAN with the Company or M/s. KFin Technologies Limited (KFintech) (in case of shares held in physical mode) and with the Depositories (in case of shares held in demat mode).

A Resident individual shareholder with PAN and who is not liable to pay income tax can submit a yearly declaration in Form No. 15G/15H, to avail the benefit of non-deduction of tax at source by uploading the documents at <https://ris.kfintech.com/form15>. Shareholders are requested to note that in case their PAN is not registered, the tax will be deducted at a higher rate of 20%.

Non-resident shareholders can avail beneficial rates under tax treaty between India and their country of residence, subject to providing necessary documents i.e. No Permanent Establishment and Beneficial Ownership Declaration, Tax Residency Certificate, Form 10F, any other document which may be required to avail the tax treaty benefits by uploading the documents at <https://ris.kfintech.com/form15>.

'The Resident Non-Individual Members i.e. Insurance companies, Mutual Funds and Alternative Investment Fund (AIF) established in India and Non-Resident Non-Individual Members i.e. Foreign Institutional Investors and Foreign Portfolio Investors may alternatively submit the relevant forms / declarations / documents through their respective custodian who is registered on NSDL platform, on or before the below mentioned timelines.'

The aforesaid declarations and documents need to be submitted by the shareholders by 5.00 P.M. on or before September 17, 2022.

21. M/s. KFin Technologies Limited, the Company's Registrar and Transfer Agent, will be providing facility for participation in the 35th AGM through VC/OAVM Facility, for voting through remote E-voting and E-voting during the AGM.

22. Procedure of e-Voting and attending e-AGM:

(i) Pursuant to Section 108 of the Companies Act, 2013 read with Rule 20 of the Companies (Management and Administration) Rules, 2014, including any statutory modification(s) or re-enactment thereof for the time being in force and Regulation 44 of SEBI (Listing Obligations and Disclosure Requirements) Regulations, 2015, and in terms of SEBI Circulars in relation to e-voting facility provided by listed entities, the Members are provided with the facility to cast their vote electronically, through the e-Voting services provided by M/s KFin Technologies Limited, on all the resolutions set forth in this Notice. The instructions for e-Voting are given herein below.

(ii) In pursuant to SEBI circular no. SEBI/HO/CFD/CMD/CIR/P/2020/242 dated December 9, 2020 on "e-voting facility provided by Listed Companies", e-voting process has been enabled to all the individual demat account holders, by way of single login credential, through their demat accounts/ websites of Depositories/ DPs in order to increase the efficiency of the voting process.

(iii) Individual demat account holders would be able to cast their vote without having to register again with the e-Voting service provider (ESP) thereby not only facilitating seamless authentication but also ease and convenience of participating in e-Voting process. Shareholders are advised to update their mobile number and e-mail ID with their DPs to access e-Voting facility.

(iv) The Members may cast their votes remotely on the dates mentioned herein below ('remote e-voting').

Event Number and Timelines for Remote e-Voting

E-voting Event Number (EVEN)	Commencement of remote e-voting	End of remote e-voting
6901	20 th September, 2022, Tuesday, (9.00 A.M.)	23 rd September, 2022, Friday, (5.00 P.M.)

(v) The remote e-voting will not be allowed beyond the aforesaid date and time and the remote e-voting module shall be forthwith disabled by KFinTech upon expiry of the aforesaid period.

(vi) Further, the facility for voting through electronic voting system will also be made available at the e-AGM ("Insta Poll") and members attending the e-AGM who have not cast their vote(s) by remote e-voting will be able to vote at the Meeting through Insta Poll.

(vii) The Board of Directors of the Company in its meeting held on August 10, 2022 has appointed M/s. D. Hanumanta Raju & Co., Practicing Company Secretaries, Hyderabad as Scrutinizer for conducting the process of remote e-voting and e-voting during e-AGM in a fair and transparent manner.

(viii) Any person holding Shares in physical form and non-individual shareholders who

acquires shares of the Company and becomes a Member of the Company after sending of the Notice and holding shares as of the cutoff date, may obtain login ID and password by sending request at evoting@kfintech.com. However, if he/she is already registered with Kfintech for remote evoting then he/she can use his/her existing user id and password for casting the vote.

(ix) In case of Individual Shareholders holding securities in demat mode and who acquires shares of the Company and becomes a Member of the Company after sending of the Notice and holding shares as of the cut-off date may follow steps mentioned below under "Login method for remote e-Voting and joining virtual meeting for Individual shareholders holding securities in demat mode."

(x) The details of the process and manner for remote e-Voting and e-AGM are explained herein below:

Step 1: Access to Depositories e-Voting system in case of individual shareholders holding shares in demat mode.

Step 2: Access to KFinTech e-Voting system in case of shareholders holding shares in physical and non-individual shareholders in demat mode

Step 3: Access to join virtual meetings (e-AGM) of the Company on KFin system to participate in e-AGM and vote at the AGM.

23. DETAILS ON STEP 1 ARE MENTIONED BELOW

(I) Login method for remote e-Voting for Individual shareholders holding securities in demat mode:

Type of Shareholders	Login Method
Individual Shareholders holding shares in demat mode with NSDL	<p>1. User already registered for IDeAS facility:</p> <ul style="list-style-type: none"> i) Visit URL: https://eservices.nsd.com ii) Click on the “Beneficial Owner” icon under “Login” under ‘IDeAS’ section. iii) On the new page, enter User ID and Password. Post successful authentication, click on “Access to e-Voting” iv) Click on company name or e-Voting service provider and you will be re-directed to e-Voting service provider website for casting the vote during the remote e-Voting period. <p>2. User not registered for IDeAS e-Services:</p> <ul style="list-style-type: none"> i) To register click on link : https://eservices.nsd.com ii) Select “Register Online for IDeAS” or click at https://eservices.nsd.com/SecureWeb/IdeasDirectReg.jsp iii) Proceed with completing the required fields. iv) Follow steps given in points 1 above. <p>3. Alternatively by directly accessing the e-Voting website of NSDL:</p> <ul style="list-style-type: none"> i) Open URL: https://www.evoting.nsd.com/ ii) Click on the icon “Login” which is available under ‘Shareholder/Member’ section. iii) A new screen will open. You will have to enter your User Id (i.e. Your sixteen digit demat account number held with NSDL), Password / OTP and a Verification Code as shown on the screen. iv) Post successful authentication, you will be requested to select the name of the company and the e-Voting Service Provider name, i.e. KFinTech. v) On successful selection, you will be redirected to KFinTech e- Voting page for casting your vote during the remote e-Voting period. <p>4. Shareholders/Members can also download NSDL Mobile App “NSDL Speede” facility by scanning the QR code mentioned below for seamless voting experience.</p>

NSDL Mobile App is available on

 App Store

 Google Play



Individual Shareholders holding shares in demat mode with CDSL	<p>1. Existing user who have opted for Easi / Easiest:</p> <ol style="list-style-type: none"> i) Visit URL: https://web.cdslindia.com/myeasi/home/login or URL: www.cdslindia.com ii) Click on New System Myeasi iii) Login with your registered user id and password. iv) The user will see the e-Voting Menu. The Menu will have links of ESP i.e. KFintech e-Voting portal. v) Click on e-Voting service provider name to cast your vote. <p>2. User not registered for Easi/Easiest:</p> <ol style="list-style-type: none"> i) Option to register is available at https://web.cdslindia.com/myeasi/Registration/EasiRegistration ii) Proceed with completing the required fields. iii) Follow the steps given in point 1 above. <p>3. Alternatively by directly accessing the e-Voting website of CDSL:</p> <ol style="list-style-type: none"> i) Visit URL: www.cdslindia.com ii) Provide your Demat Account Number and PAN. iii) System will authenticate user by sending OTP on registered Mobile & Email as recorded in the Demat Account. iv) After successful authentication, user will be provided links for the respective ESP, i.e. KFintech where the e-Voting is in progress.
Individual Shareholder login through their demat accounts/ Website of Depository Participant	<ol style="list-style-type: none"> i) You can also login using the login credentials of your demat account through your DP registered with NSDL /CDSL for e-Voting facility. ii) Once logged-in, you will be able to see e-Voting option. Once you click on e-Voting option, you will be redirected to NSDL / CDSL Depository site after successful authentication, wherein you can see e-Voting feature. iii) Click on options available against company name or e-Voting service provider – KFintech and you will be redirected to e-Voting website of KFintech for casting your vote during the remote e-Voting period without any further authentication.

Note: Members who are unable to retrieve User ID / Password are advised to use Forgot User ID and Forgot Password option available at respective websites.

Helpdesk for Individual Shareholders holding securities in demat mode for any technical issues related to login through Depository i.e. NSDL and CDSL.

Securities held with NSDL	Securities held with CDSL
Please contact NSDL helpdesk by sending a request at evoting@nsdl.co.in or call at toll free no.: 1800 1020 990 and 1800 22 44 30	Please contact CDSL helpdesk by sending a request at helpdesk.evoting@cdslindia.com or contact at 022-23058738 or 022-23058542-43

DETAILS ON STEP 2 ARE MENTIONED BELOW:

(II) Login method for remote e-Voting for shareholders holding shares in physical mode and non-individual shareholders holding shares in demat mode:

(A) Members whose email IDs are registered with the Company/ Depository Participant(s), will receive an email from KFintech which will include details of E-Voting Event Number (EVEN), USER ID and Password. They will have to follow the following process:

- (i) Launch internet browser by typing the URL: <https://evoting.kfintech.com/>

- (ii) Enter the login credentials (i.e. User ID and Password) mentioned in your email.
In case of physical folio, User ID will be EVEN (E-Voting Event Number) XXXX, followed by folio number. In case of Demat account, User ID will be your DP ID and Client ID. However, if you are already registered with KFintech for e-voting, you can use your existing User ID and Password for casting the vote.
- (iii) After entering these details appropriately, click on "LOGIN".
- (iv) You will now reach password change Menu wherein you are required to mandatorily change your password. The new password shall comprise of minimum 8 characters with at least one upper case (A-Z), one lower case (a-z), one numeric value (0-9) and a special character (@,#,\$, etc.,). The system will prompt you to change your password and update your contact details like mobile number, email Id etc. on first login. You may also enter a secret question and answer of your choice to retrieve your password in case you forget it. It is strongly recommended that you do not share your password with any other person and that you take utmost care to keep your password confidential.
- (v) You need to login again with the new credentials.
- (vi) On successful login, the system will prompt you to select the "EVEN" i.e., 'Alphageo (India) Limited-AGM" and click on "Submit"
- (vii) On the voting page, enter the number of shares (which represents the number of votes) as on the Cut-off Date under "FOR/AGAINST" or alternatively, you may partially enter any number in "FOR" and partially "AGAINST" but the total number in "FOR/ AGAINST" taken together shall not exceed your total shareholding as mentioned herein above. You may also choose the option ABSTAIN. If the member does not indicate either "FOR" or "AGAINST" it will be treated as "ABSTAIN" and the shares held will not be counted under either head.
- (viii) Members holding multiple folios/demat accounts shall choose the voting process separately for each folio/ demat accounts.
- (ix) Voting has to be done for each item of the notice separately. In case you do not desire to cast your vote on any specific item, it will be treated as abstained.
- (x) You may then cast your vote by selecting an appropriate option and click on "Submit". A confirmation box will be displayed. Click "OK" to confirm else "CANCEL" to modify. Once you have voted on the resolution(s), you will not be allowed to modify your vote. During the voting period, members can login any number of times till they have voted on the Resolution(s).
- (xi) Corporate/ Institutional Members (i.e. other than Individuals, HUF, NRI etc.,) are required to send scanned certified true copy (PDF Format) of its Board Resolution / Authorisation Letter etc., together with attested specimen signature(s) of the duly authorised representative(s) to the Scrutinizer's email id: dh300@gmail.com. The said resolution/ letter should be in the naming format "Alphageo (India) Limited_35th AGM".
- (xii) Members can cast their vote online from September 20, 2022 (9.00 A.M.) till September 23, 2022 (5.00 P.M.). Voting beyond the said date shall not be allowed and the remote e-voting facility shall be blocked.
- (B) Members whose email IDs are not registered with the Company/Depository Participant(s), and consequently the Annual Report, Notice of AGM and e-voting instructions cannot be serviced will have to follow the following process:
- (i) Member may send an e-mail request at the email id inward.ris@kfintech.com along with scanned copy of the signed copy of the request letter providing the email address, mobile number, self-attested PAN copy and Client Master copy in case of electronic folio and copy of share certificate in case of physical folio for sending the Annual report, Notice of AGM and the e-voting instructions.
- (ii) After receiving the e-voting instructions, please follow all steps above to cast your vote by electronic means.

DETAILS ON STEP 3 ARE MENTIONED BELOW:

(III) Instructions for the Members to attend the e-AGM of the Company through VC/OAVM:

- (i) Members will be provided with a facility to attend the e-AGM through video conferencing platform provided by M/s. KFin Technologies Limited.
 - (ii) Members may access the same at <https://emeetings.kfintech.com> by using the e-voting login credentials provided in the e-mail received from Kfintech. After logging in, click on the “video conference” tab select the EVEN of the Company. Click on the video symbol and accept the meeting etiquettes to join the meeting.
 - (iii) Members who do not have User ID and Password for e-Voting or have forgotten the User ID and Password may retrieve the same by following the procedure given in the remote e-Voting instructions.
 - (iv) Facility of joining the AGM through VC/OAVM shall be available for members on first come first served basis.
 - (v) Facility for joining e-AGM through VC/OAVM will be opened 15 minutes before the scheduled time of the meeting and will be kept open throughout the proceedings of the meeting.
 - (vi) Institutional members are encouraged to attend and vote at the AGM through VC/OAVM.
 - (vii) Members are encouraged to join the Meeting through Laptops / Desktops with Google Chrome (preferred browser), Safari, Internet Explorer, Microsoft Edge, Mozilla Firefox 22.
 - (viii) Members will be required to grant access to the webcam to enable VC / OAVM. Further, Members connecting from Mobile Devices or Tablets or through Laptop connecting via Mobile Hotspot may experience Audio/Video loss due to fluctuation in their respective network. It is therefore recommended to use Stable Wi-Fi or LAN Connection to mitigate any kind of aforesaid glitches.
- (IV) Instructions for Members for e-Voting during the e-AGM session:**
- (i) The members who have not cast their vote through remote e-voting shall be eligible

to cast their vote through e-voting system available during the e-AGM.

- (ii) E-voting during the AGM is integrated with the VC / OAVM platform. The members may click on the voting icon displayed on the screen to cast their votes.
- (iii) A member can opt for only single mode of voting i.e., through remote e-voting or voting at the AGM. If a member casts votes by both modes, then voting done through remote e-voting shall prevail and vote at the AGM shall be treated as invalid.
- (iv) Once the vote on a resolution(s) is cast by the member, the member shall not be allowed to change it subsequently.
- (v) The Members, whose names appear in the Register of Members / list of Beneficial Owners as on September 17, 2022, being the cut-off date, are entitled to vote on the Resolutions set forth in this Notice.

OTHER INSTRUCTIONS

- (i) **AGM Questions prior to e-AGM:** Members who wish to post their questions prior to the meeting may login to <https://emeetings.kfintech.com/> and click on “Post your Questions”. The Members may post their queries/views/questions by mentioning their name, demat account number/folio number, email id, mobile number. Please note that queries/questions of only those members will be answered who are holding shares of the Company as on the cut-off date. The window for posting the questions shall be opened from September 20, 2022 (9.00 A.M.) to September 21, 2022 (5.00 P.M.).
- (ii) **Speaker Registration during e-AGM session:** Members who wish to register as speakers, may login to <https://emeetings.kfintech.com/> through the user id and password provided in the mail received from Kfintech and click on “Speaker Registration”. The Speaker Registration will be opened from September 20, 2022 (9.00 A.M.) to September 21, 2022 (5.00 P.M.). The Company reserves the right to restrict the speaker registration during the e-AGM session, depending upon availability of the time as appropriated for smooth conduct of the meeting and hence, encourages the members to send their

questions/ queries, etc. in advance as provided in note no. (i) above.

24. In case a person has become a member of the Company after dispatch of AGM Notice but on or before the cut-off date for E-voting, he/she may obtain the User Id and Password in the manner as mentioned below:

- (i) If the mobile number of the member is registered against Folio No./ DP ID Client ID, the member may send SMS: MYEPWD <space> E-Voting Event Number+Folio No. or DP ID Client ID to 9212993399.

Example for NSDL	MYEPWD <SPACE> IN12345612345678
Example for CDSL	MYEPWD <SPACE> 1402345612345678
Example for Physical	MYEPWD <SPACE> XXXX1234567890

- (ii) If e-mail address or mobile number of the member is registered against Folio No. / DP ID Client ID, then on the home page of <https://evoting.kfintech.com/> the member may click "Forgot Password" and enter Folio No. or DP ID Client ID and PAN to generate a password.

25. In case of any query and/or grievance, in respect of voting by electronic means, members may refer to the Help & Frequently Asked Questions (FAQs) and E-voting user manual available at the download section of <https://evoting.kfintech.com> (Kfintech Website). Members may also contact Kfintech at toll free number 1-800-309-4001 or write to them at evoting@kfintech.com for any further clarifications.

26. Resolutions shall be deemed to be passed on the date of e-AGM subject to receipt of requisite number of votes in favor of Resolutions.

27. The Scrutinizer shall, after the conclusion of e-voting at the Meeting, scrutinize the votes cast at the Meeting (Insta Poll) and votes cast through remote e-voting, make a Consolidated Scrutinizer's Report and submit the same to the Chairman, not later than 48 hours of the conclusion of the meeting. The results of e-voting along with the scrutinizers' report shall be placed on the website of the Company www.alphageoindia.com and shall be intimated to the stock exchanges immediately after declaration of results by the Chairman or by a person authorised by him.

By Order of the Board
For Alphageo (India) Limited

Sakshi Mathur
Company Secretary

Hyderabad
August 10, 2022

Explanatory Statement pursuant to Section 102 of the Companies Act, 2013 (the 'Act'):

Explanatory Statement As required by Section 102 of the Companies Act, 2013 ("Act"), the following explanatory statement sets out all material facts relating to the business mentioned under Item Nos. 4 & 5 of the accompanying Notice:

Item No. 4

This explanatory statement is in terms of Regulation 36(5) of the SEBI (Listing Obligations and Disclosure Requirements) Regulations, 2015 ("SEBI Listing Regulations"), however, the same is strictly not required as per Section 102 of the Act.

The Members at the Thirtieth (30th) Annual General Meeting ("AGM") of the Company held on September 29, 2017, had approved the appointment of M/s. Majeti & Co, Chartered Accountants (Firm Registration No.: 0159755), as Statutory Auditors of the Company, to hold office till the conclusion of the Thirty Fifth (35th) Annual General Meeting ("AGM")

After evaluating and considering various factors such as industry experience, competency of the audit team, efficiency in conduct of audit, independence, etc., the Board of Directors of the Company has, based on the recommendation of the Audit Committee, at its meeting held on May 27, 2022, proposed the re-appointment of M/s. Majeti & Co, Chartered Accountants (Firm Registration No.: 0159755), as the Statutory Auditors of the Company, for a term of five consecutive years from the conclusion of Thirty Fifth (35th) Annual General Meeting ("AGM") till the conclusion of Fortieth (40th) Annual General Meeting ("AGM") of the Company to be held in the year 2027, at a remuneration as may be mutually agreed between the Board of Directors and Statutory Auditors.

M/s Majeti & Co. was paid a fee of Rs. 8.00 Lakhs for conducting Statutory Audit and Rs.4.50 Lakhs for Quarterly audit fees for the financial year ended March 31, 2022 plus applicable taxes .Out of pocket expenses was reimbursed on actual expenses occurred basis. There will be no change in remuneration to be paid for conducting Statutory Audit for financial year 2022-23. The Board, in consultation with the Audit Committee shall approve revisions in the remuneration of the Statutory Auditors for the remaining part of the tenure.

Besides the audit services, the Company would also obtain certifications from the Statutory Auditors under

various statutory regulations and certifications required by clients, banks, statutory authorities, audit related services and other permissible non-audit services as required from time to time, for which they will be remunerated separately on mutually agreed terms, as approved by the Board in consultation/ratification with/by the Audit Committee.

The Board, in consultation with the Audit Committee, may alter and vary the terms and conditions of re-appointment, including remuneration, in such manner and to such extent as may be mutually agreed with the Statutory Auditors.

M/s. Majeti & Co have consented to their appointment as Statutory Auditors and have confirmed that if appointed, their appointment will be in accordance with Section 139 read with Section 141 of the Act.

The Board recommends the Ordinary Resolution set out at Item No. 4 of the Notice for approval by the Members.

None of the Directors and Key Managerial Personnel of the Company or their relatives is, in any way, concerned or interested in the Resolution set out at Item No. 4 of the Notice

Item No. 5

Mr. Raju Mandapalli has done his graduation in Science in Botany, Geology & Chemistry from Government College, Rajahmundry and Masters in Geology from Andhra University, Waltair. He has an employment record of 37 years in Geological Survey of India in various positions from Engineer (Geology Div.) to Director General and has specialization in the fields of Mineral Investigation, Engineering Geology, Landslide Hazard Projects, etc. He has authored many technical reports, journals and publications etc. in these areas.

Based on recommendation of the Nomination and Remuneration Committee, the Board re-appointed Mr. Raju Mandapalli (DIN: 08014543) as an Independent Director, not liable to retire by rotation, for the second consecutive term of five years, i.e., from December 4, 2022 to December 3, 2027 (both days inclusive), subject to approval of the Members.

The Company has received a notice in writing pursuant to Section 160 the Act from a Member proposing the

candidature of Mr. Raju Mandapalli for the office of Director of the Company.

The Company has received declarations from Mr. Raju Mandapalli confirming that:

- He meets the criteria of independence as per Section 149(6) of the Act and Regulation 16(1)(b) of the SEBI (LODR),2015
- He is not restrained from acting as a Director by virtue of any Order passed by SEBI or any such authority and
- He is not disqualified from being appointed as a Director in terms of Section 164 of the Act and has given his consent to act as a Director of the Company.

In the opinion of the Board, Mr. Raju Mandapalli is a person of integrity, possesses relevant expertise / experience and fulfills the conditions specified in the Act and the SEBI Listing Regulations for re-appointment as an Independent Director and he is independent of the management.

Hyderabad
August 10, 2022

An Electronic copy of consent letter of Mr. Raju Mandapalli acts as an Independent Director and disclosure of interest is available for inspection by the Members Please refers to Note 9 given in the Notice on inspection of documents.

Mr. Raju Mandapalli is not related to any other Director and Key Managerial Personnel of the Company.

Mr. Raju Mandapalli is interested in the resolution set out in item no. 5 of the Notice. The other relatives of Mr. Raju Mandapalli may be deemed to be interested in the said resolution of the Notice, to the extent of their shareholding, if any, in the Company.

Save and except the above, none of the other Directors/ Key Managerial Personnel of the Company and their relatives are, in any way, concerned or interested, financially or otherwise, in the resolution set out at Item No. 5 of the Notice.

The Special resolution as set forth in Item No. 5 of the Notice is accordingly recommended for the approval of the Members.

By Order of the Board
For Alphageo (India) Limited

Sakshi Mathur
Company Secretary

ANNEXURE TO NOTICE OF 35TH ANNUAL GENERAL MEETING 2021-22

DETAILS OF DIRECTORS SEEKING APPOINTMENT/RE-APPOINTMENT IN THE FORTHCOMING ANNUAL GENERAL MEETING

[Pursuant to Regulation 36(3) of the SEBI (Listing Obligations and Disclosure Requirements) Regulations, 2015 and Secretarial Standard-2 on General Meetings]

Name of the Director	Rajesh Alla	Raju Mandapalli
Director Identification Number	01657395	08014543
Date of Birth (Age)	12-04-1961 (61Years)	18-08-1957 (65 Years)
Date of first appointment on Board	30-09-1992	04-12-2017
Educational Qualification	He is Graduate of Carnegie Mellon University, Pittsburgh, USA – a premier institute for Artificial Intelligence Research.	He is a graduate in Science in Botany, Geology & Chemistry Masters in Geology from Andhra University, Waltair.
Experience (including expertise in specific functional areas) / Brief Resume	He is specialised in Image Processing, Computer Vision and Robotics. He is an alumnus of Indian Institute of Management, Ahmadabad and Osmania University, Hyderabad. He has worked in the Robotics Institute, Carnegie- Mellon University developing automated Printed circuit Board inspection systems for production use. He is one of the pioneers of Automated Digitizing and Recognition of documents. He has developed numerous Pattern Recognition and Artificial Intelligence Algorithms	He has an employment record of 37 years in the Geological Survey of India in various positions from Engineer (Geology Division) to Director General, HOD and retired on superannuation. He specialises in the fields of Mineral Investigation, Engineering Geology, Landslide Hazard Projects, etc. He has authored many technical reports, articles in journals and publications, etc.
Directorships held in other companies	Managing Director- IIC Technologies Private Limited Director IIC Geo Surveys Private Ltd IIC Academy Private Ltd Transducers and Controls Pvt Ltd Palnadu Infrastructure Private Ltd	NIL
Memberships/ Chairmanships of Committees across companies	Chairman Stakeholders' Relationship Committee. – Alphageo (India) Ltd Member Audit Committee – Alphageo (India) Ltd He does not hold memberships/ chairmanships of Committees in any other Company.	Chairman Audit Committee - Alphageo (India) Ltd Nomination & Remuneration Committee - Alphageo (India) Ltd Member Stakeholder Relationship Committee- Alphageo (India) Ltd Corporate Social Responsibility Committee - Alphageo (India) Ltd He does not hold memberships/ chairmanships of Committees in any other Company.

Relationship with other Directors, Manager and other Key Managerial Personnel of the Company	He is related to Mr. Dinesh Alla, Chairman and Managing Director of the Company. The other relatives of Mr. Rajesh Alla may be deemed to be interested in the said resolution, to the extent of their shareholding, if any, in the Company.	Not related to any Director / Key Managerial Personnel of the Company
No. of shares held in the Company either by self or as a beneficial owner	1,26,567 Equity Shares 86333 Equity Shares (Rajesh Alla, HUF)	NIL
Terms and Conditions of appointment / re-appointment	As per the ordinary resolution set forth at item no 3 of this Notice.	As per the Special Resolution set forth at Item No. 5 of this Notice, read with the Explanatory Statement thereto.
Name of listed entities from which the person has resigned in the past three years	NIL	NIL

For other details such as number of meetings of the Board attended during the year; remuneration last drawn & sought to be paid; and the skills and capabilities required for the role of Independent Director and the manner in which the person proposed to be appointed / re-appointed meets such requirements, etc. please refer to the Corporate Governance Report which is a part of the Annual Report.



Alphageo (India) Limited

First Floor, Plot No. 1, Sagar Society
Road No. 2, Banjara Hills,
Hyderabad – 500 034, Telangana

www.alphageoindia.com